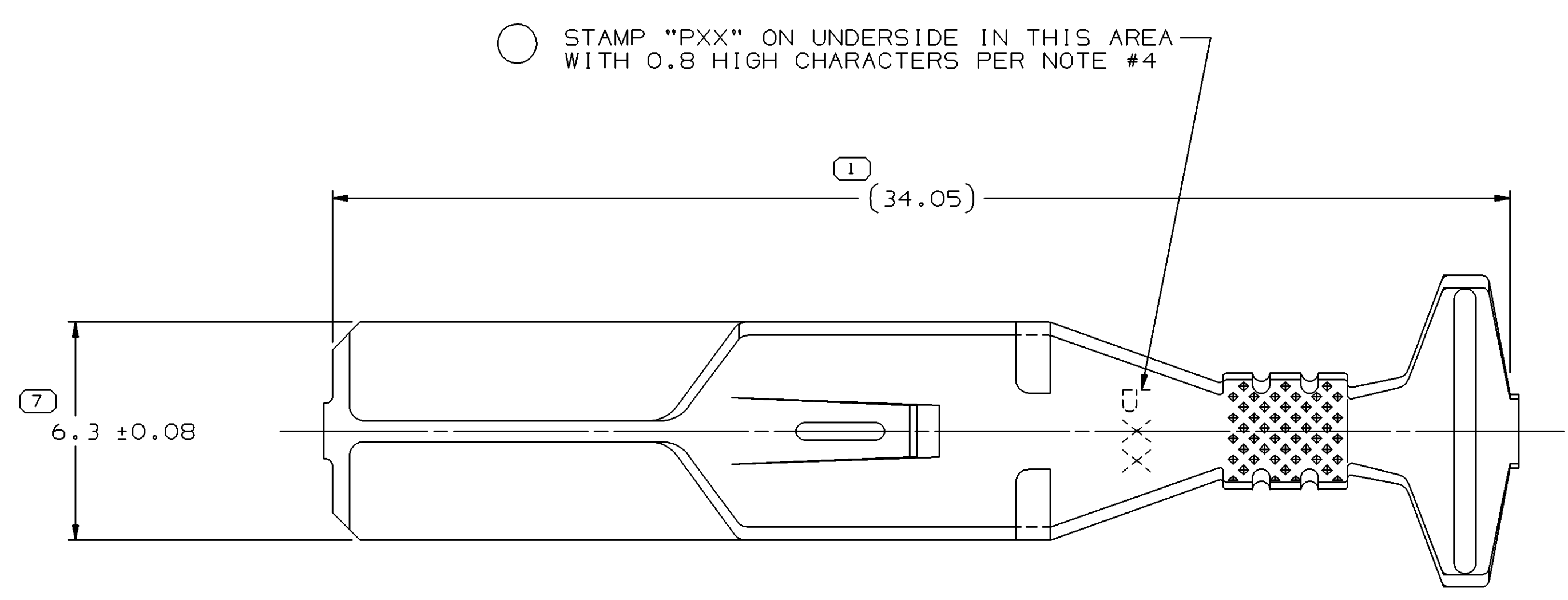
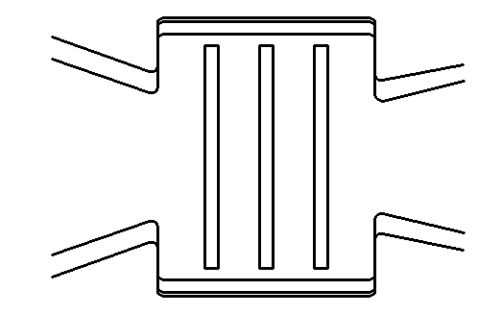


SYMBOL DEFINITION		TOTAL NO OF INSPECTIONS REQUIRED	MISSING SYMBOLS
A DIMENSION WITHOUT AN INSPECTION REPORT SYMBOL DOES NOT REQUIRE INSPECTION. IT MAY BE CONTROLLED ON THE INDIVIDUAL COMPONENT DRAWING.		7	NO MISSING SYMBOL NUMBER
		LAST NO. USED	7

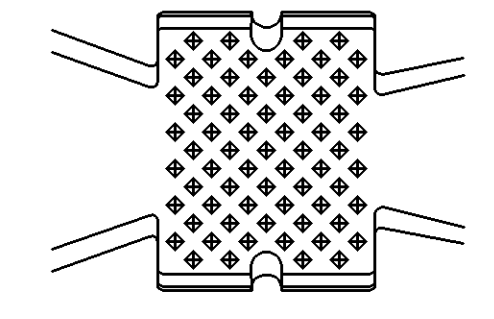
DWO STATUS				REVISION HISTORY				AUTH	DR	APVD	APVD
DATE	STG	REV	N/P	CHG	ZONE					1	2
04MY04	R	04	-	-		CLEARED REV COLUMN: ALL PARTS - ADDED NOTE 3		254242	JBD	JAA	B06
060C04	R	05	-	-		15317723 - CHANGED MATERIAL CODE TO M3626413 WAS M3626425; UPDATED FORMAT		259791	MLM	BRB	B06
15MR05	R	06	-	-		ALL PARTS - PXX WAS PED, ADDED NOTE #4		264924	TAI	TAI	B06



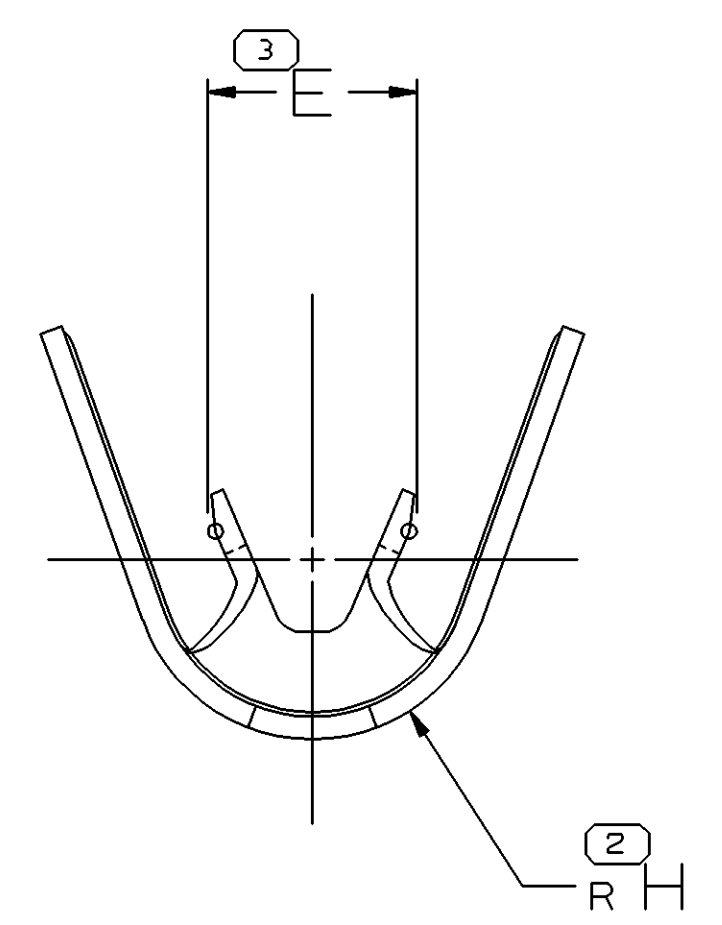
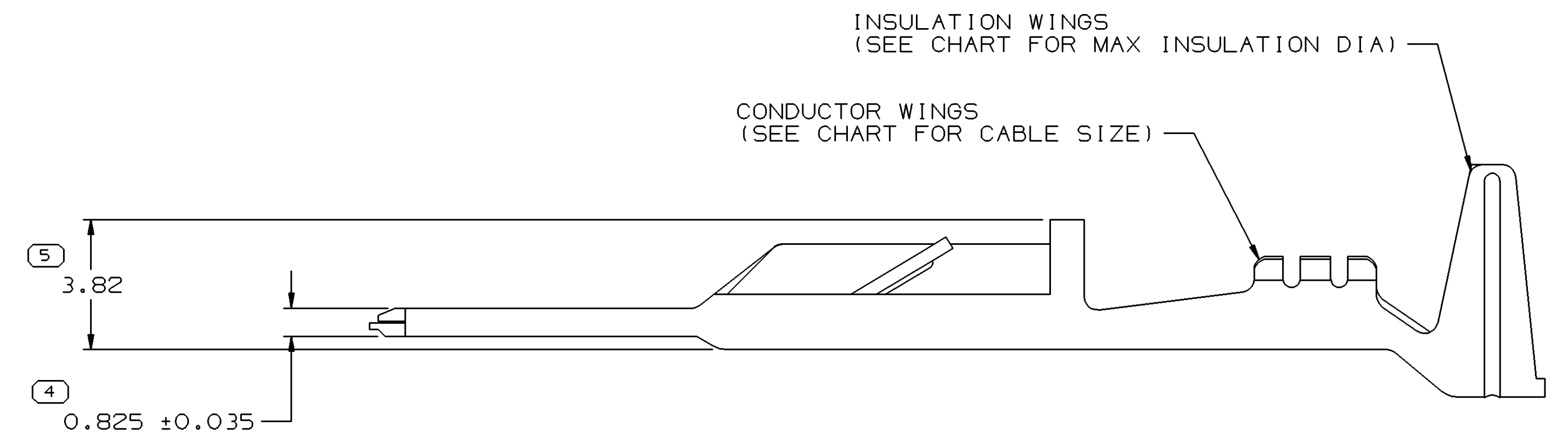
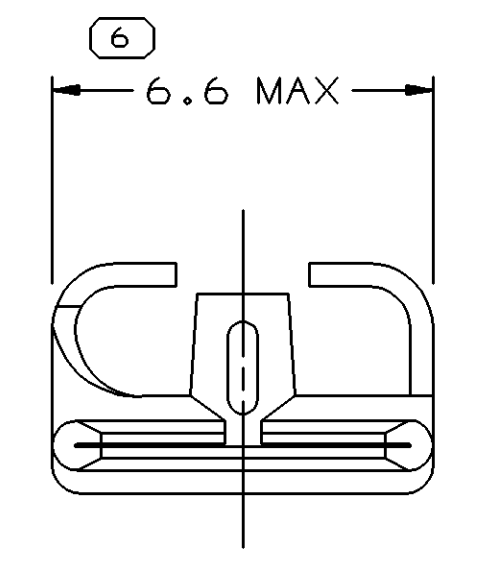
TYPE 101



TYPE 103
SAME AS TYPE 102
EXCEPT AS SHOWN



TYPE 102
SAME AS TYPE 101
EXCEPT AS SHOWN



NOTES

- UNLESS OTHERWISE SPECIFIED AND/OR INDICATED:
DIMENSIONS ARE TO FACE OF VIEW SHOWN AND AUTOMATICALLY ROUNDED BY COMPUTER FOR INSPECTION (SEE MATH MODEL FOR PRECISE DIMENSIONS). FOR ALL OTHER DIMENSIONS NOT SHOWN BUT REQUIRED FOR TOOL BUILD, SEE MATH MODEL FOR PRECISE TOOL PATH DATA.
- MATING TERMINAL 12015832 OR EQUIVALENT.
- CUT OFF TAB DIMENSION FROM TIP OF TERMINAL TO BE 0.25mm MAX WITH NO BURR PERMISSIBLE.
- "PXX" INDICATES "P" PLUS LAST TWO DIGITS OF MAKE DIE SERIES NUMBER (P01, P02, P03, ETC).

PART NO	REV	STATUS	MAT'L SIZE	MAT'L SPEC	PART NO	REV	STATUS	MAT'L SPEC	SIZE (MM ²)	I.D. CABLE	DIA	TYPE	F	H
			0.381 X 44.45		15317723	B3		M3626413 NONFERROUS C42500 1/2 HD	6-4	10	5.24-3.55	103	5.6	3
			0.381 X 44.45		15317330	B2		M3617413 NONFERROUS C42500 1/2 HD	6-4	10	5.24-3.55	103	5.6	3
			0.381 X 44.45		12064737	D2		M3617413 NONFERROUS C42500 1/2 HD	3	12	4.9-3.97	102	4.6	2.8
			0.381 X 44.45		12064736	E2		M3617413 NONFERROUS C42500 1/2 HD	5	10	5.24-4.4	102	4.6	3
			0.381 X 44.45		12064735	C2		M3617413 NONFERROUS C42500 1/2 HD	2-1	15	3.59-2.56	102	3.7	2.8
			0.381 X 44.45		12064734	C2		M3617413 NONFERROUS C42500 1/2 HD	0.8-0.5	19	2.68-2.11	101	3.2	2.8

PART DRAWING	
STYLE	
VOLUME (COP)	DISTR CODE
	D
UNLESS OTHERWISE SPECIFIED	
THIS DOCUMENT IS IN ACCORDANCE WITH ASME Y14.5M-1994 AS AMENDED BY THE DIMENSIONING AND TOLERANCING ADDENDUM-2003. SEPARATE PATTERNING OF FEATURES MAY BE OBTAINED SEPARATELY. REWORK OF DATUM REFERENCES.	
ALL DIMENSIONS ARE IN MILLIMETERS	
REFERENCE	

DELPHI
DELPHI PACKARD ELECTRIC SYSTEMS
WARREN, OH

DR	DATE
APVD1 ANDY T. LEE	14 JUL 87
APVD2 F. HESTON	19AUB7
APVD3 R.M. BARTLEY	24AUB7
APVD4	
APVD5	

THIS DOCUMENT IS IN ACCORDANCE WITH ASME Y14.5M-1994 AS AMENDED BY THE DIMENSIONING AND TOLERANCING ADDENDUM-2003. SEPARATE PATTERNING OF FEATURES MAY BE OBTAINED SEPARATELY. REWORK OF DATUM REFERENCES.

ALL DIMENSIONS ARE IN MILLIMETERS

DRAWING NAME: TAXI TERM M/P 630 UNKN

DRAWING NUMBER: 12065869

SIZE: AO SCALE: 8:1 FRAME NO: 1 SHEET NO: 1 OF 1 REV: 06

PROCESS SENSITIVE DIMENSION		THIRD ANGLE PROJECTION		DO NOT SCALE	
DIMENSIONAL RANGE (MM)	CHART ID	USE MATH DATA		UNGRAPHS	
FROM 0 TO 12	>12				
TOLERANCE UNLESS OTHERWISE SPECIFIED	ANGULAR TOLERANCE 12°				