PART NUMBER	REV	FIRST USED	TERMINATOR	FEED TYPE	DESCRIPTION
1426411-1	A	–	LEADMAKER	MECH POST FEED	CUTS CARRIER
1426411-2	A	–	BENCH	MECH PRE FEED	CUTS CARRIER
1426411-6	A	–	LEADMAKER	MECH POST FEED	CONTINUOUS CARRIER
7-1426411-1	A	–	LEADMAKER	MECH POST FEED	-1 AND SPARE PARTS
7-1426411-2	A	–	BENCH	MECH PRE FEED	-2 AND SPARE PARTS
7-1426411-6	A	–	LEADMAKER	MECH POST FEED	-6 AND SPARE PARTS
7-1426411-7	A	–	–	–	SPARE PARTS KIT

CRIMP DATA AMP TERMINAL AMP CRIMP SPECS

TERMINAL NAME: AMP MCP 1.2-CB

CRIMP	SIZE	TYPE	RANGE
WIRE	1.27 [.050 IN]	F	0.25mm²-0.35mm² (24-22 AWG)
INSUL	3.05 [.120 IN]	O	1.10-1.75 [.043-.069 IN] △4

WIRE STRIP LENGTH 3.00-3.60 [.118-.142 IN]

APPL INSTRUCTION 408-8322

TERMINAL – –
APPL SPEC 114-18464 –

FEED 7.50 [.295 IN]

TERMINALS APPLIED

TERMINAL	SEAL	–	–	–
1418844	967067-1	–	–	–
–	967067-2	–	–	–
–	963142-2	–	–	–
–	–	–	–	–
–	–	–	–	–
–	–	–	–	–
–	–	–	–	–

WIRE SIZE mm² AWG	CRIMP HEIGHT	PIN PN AND LENGTH [IN]
0.35mm²	0.87 ±0.03 [.034 ±.001 IN]	4-354779-3 [.3205]
22 AWG	0.86 ±0.03 [.034 ±.001 IN]	4-354779-3 [.3205]
0.25mm²	0.82 ±0.03 [.032 ±.001 IN]	4-354779-7 [.3225]
24 AWG	0.80 ±0.03 [.031 ±.001 IN]	4-354779-9 [.3235]
–	–	–
–	–	–
–	–	–
–	–	–
–	–	–
–	–	–
–	–	–
–	–	–
–	–	–
–	–	–

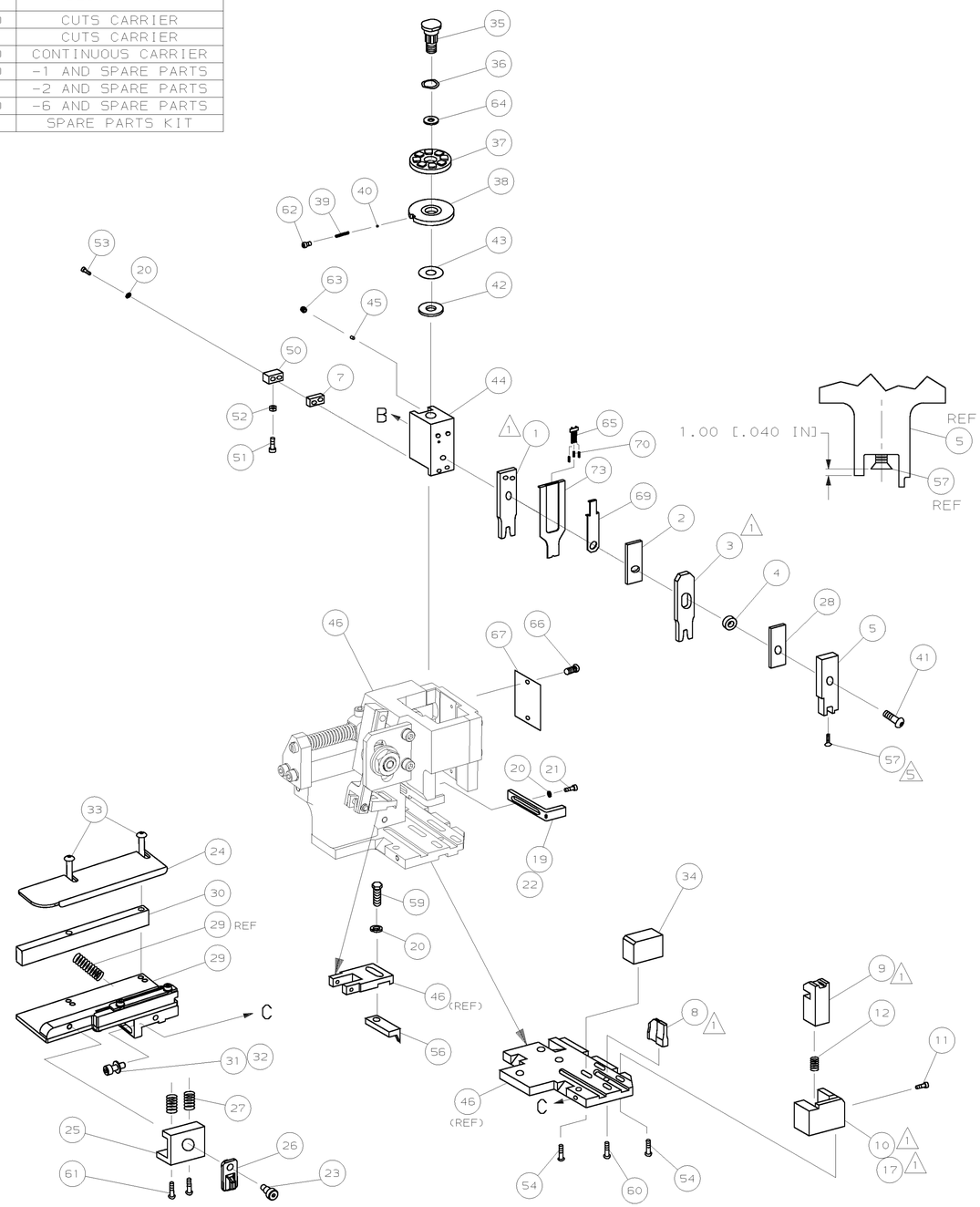

1. RECOMMENDED SPARE PARTS.
2. GREASE RAM, CAM, CAM FOLLOWER AND FEED ROD LIGHTLY.
3. LUBRICATE DAILY PER THE APPLICATOR INSTRUCTION SHEET SUPPLIED WITH THE APPLICATOR.
4. THIS APPLICATOR APPLIES TERMINAL WITH A SEAL. WIRE INSULATION DIA IS DEPENDENT ON SEAL BEING APPLIED. CHOICE OF SEAL IS DEPENDENT ON HOUSING CAVITY DIA. & WIRE APPLIED. REFER TO APPL. SPEC. FOR DETAILS.
5. APPLY TORQ-SEAL IN ALLEN SOCKET TO FILL HOLE AFTER FLAT HD HAS BEEN ADJUSTED TO CORRECT HEIGHT AT QUALIFICATION. APPLY #1-23419-5 LOC-TITE TO THREADS.

VIEW B ROTATED 180°

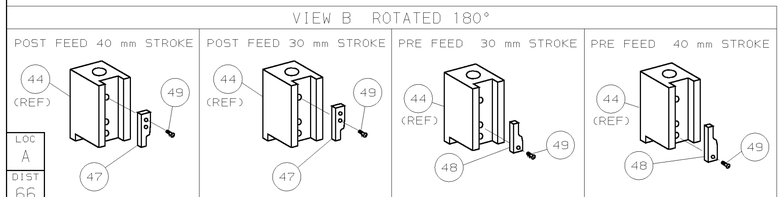

LOC A
DIST 66

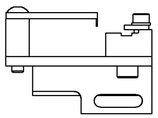

LONG POSITION GUIDE OFF WIRE BARREL

TOOLING APPROVED BY GB GATD & TERMINAL PRODUCT ENGINEERING GERMANY.

–	1	1	1	1	1	1	1490525-1	DEPRESSOR, WIRE	73
–	1	1	1	1	1	1	1426411	PRINT, APPLICATOR LOG SHEET	72
–	1	1	1	1	1	1	1338705-1	DOCUMENTATION PACKAGE	71
–	3	3	3	3	3	3	2-23147-2	SPRING, DEPRESSOR	70
–	1	1	1	1	1	1	1490524-2	SPACER, DEPRESSOR	69
									68
–	1	1	1	1	1	1	461264-1	PLATE, IDENTIFICATION	67
–	2	2	2	2	2	2	21017-2	SCR,DRIVE(#2x.19)ID PLATE	66
–	1	1	1	1	1	1	1424350-1	HOLDER, PIN, WIRED	65
–	1	1	1	1	1	1	986950-1	WASHER, FLAT PRECISION	64
–	1	1	1	1	1	1	3-18031-0	SCR,SKT SET(M6X6)RAM	63
–	1	1	1	1	1	1	18023-9	SCR,SHC(M4X6)INS DISC	62
–	2	2	2	2	2	2	1-18024-5	SCR,BHC(M5X25)DRAG	61
–	1	1	1	1	1	1	18024-7	SCR,BHC(M4X10)ANVIL	60
–	1	1	1	1	1	1	5-18022-2	SCR,HEX(M4X8)FEED FINGER	59
									58
–	1	1	1	1	1	1	985575-3	SCR,FHC(M3X10)DEP	57
–	1	1	1	1	1	1	1338685-1	PAWL, FEED	56
									55
–	4	4	4	4	4	4	18024-8	SCR,BHC(M4x12)SHEAR HOLDER	54
–	2	2	2	2	2	2	1-18023-3	SCR,SHC(M4x16)TERM HLD DWN	53
–	1	1	1	1	1	1	18030-1	NUT,HEX(M3)HOLD DOWN	52
–	1	1	1	1	1	1	811242-5	BUMPER, HOLDDOWN	51
–	1	1	1	1	1	1	690753-2	SPACER, TONKER	50
–	1	1	1	1	1	1	18024-3	SCR,BHC(M3X10)CAM	49
–	–	1	–	–	1	–	1338675-1	CAM, PRE FEED 30 & 40 mm ST	48
–	1	–	1	1	–	1	1338676-1	CAM, POST FEED 30 & 40 mm ST	47
–	1	1	1	1	1	1	1320999-3	APPLICATOR BASIC SUBASSY	46
–	1	1	1	1	1	1	690191-1	PLUG, NYLON	45
–	1	1	1	1	1	1	1338660-1	RAM	44
–	1	1	1	1	1	1	690125-1	WASHER, LAMINATED	43
–	1	1	1	1	1	1	690124-1	WASHER, RAM	42
–	1	1	1	1	1	1	2-18024-6	SCR,BHC(M8X25)RAM	41
–	1	1	1	1	1	1	23241-1	BALL, STEEL	40
–	1	1	1	1	1	1	2-22278-7	SPRING, COMPRESSION	39
–	1	1	1	1	1	1	1320922-1	DISC, INSULATION	38
–	1	1	1	1	1	1	354777-1	WIRE DISC, PLASTIC	37
–	1	1	1	1	1	1	22480-5	WASHER, SPRING	36
–	1	1	1	1	1	1	690212-1	POST, RAM	35
–	1	1	1	1	1	1	1-1320934-6	SUPPORT, TERMINAL	34
–	2	2	2	2	2	2	1-18024-0	SCR,BHC(M4X20)STRIP GUIDE	33
–	1	1	1	1	1	1	18027-2	WASHER, FLAT(M4)	32
–	1	1	1	1	1	1	1-18023-2	SCR,SKT CAP(M4X12)MOUNT BLOCK	31
–	1	1	1	1	1	1	1320908-3	SPACER, STRIP GUIDE	30
–	1	1	1	1	1	1	1633073-2	STRIP GUIDE PLATE ASSY	29
–	1	1	1	1	1	1	1-455888-6	SPACER, FRONT SHEAR DEP	28
–	2	2	2	2	2	2	1-22284-0	SPRING, DRAG	27
–	1	1	1	1	1	1	356835-1	LEVER, DRAG RELEASE	26
–	1	1	1	1	1	1	240792-1	DRAG, TERMINAL	25
–	1	1	1	1	1	1	1320928-2	PLATE, STRIP GUIDE	24
–	1	1	1	1	1	1	980371-4	SCR,SHC SHLD	23
–	1	–	1	1	–	1	690472-2	STRIPPER	22
–	1	1	1	1	1	1	1-18023-1	SCR,SHC(M4X10)STRIPPER	21
–	4	4	4	4	4	4	18025-2	WASHER,LOCK(M4)STRIPPER	20
–	–	1	–	–	1	–	1424364-1	STRIPPER	19
									18
△1 –	1	–	–	1	–	–	1338684-2	HOLDER, SHEAR, FRONT (NO-CUT)	17
									16
									15
									14
									13
–	1	1	1	1	1	1	5-22280-0	SPRING, SHEAR	12
–	1	1	1	1	1	1	356885-5	STOP, SHEAR	11
△1 –	–	1	1	–	1	1	1-1320921-0	HOLDER, SHEAR, FRONT (CUT)	10
△1 –	1	1	1	1	1	1	318707-9	SHEAR, FLOAT (FRONT)	9
△1 1	2	2	2	1	1	1	3-1333225-9	ANVIL	8
–	1	1	1	1	1	1	240641-1	SPACER, DEPRESSOR (REAR)	7
									6
–	1	1	1	1	1	1	1338680-1	DEPRESSOR, SHEAR (FRONT)	5
–	1	1	1	1	1	1	238011-4	SPACER, BLOCK CRIMPER	4
△1 1	2	2	2	1	1	1	1-1583690-1	CRIMPER, INSULATION	3
–	1	1	1	1	1	1	455888-1	SPACER, CRIMPER	2
△1 1	2	2	2	1	1	1	1-1673600-0	CRIMPER, WIRE	1
	-77	-76	-72	-71	-6	-2	-1	PART NO	DESCRIPTION	ITEM NO

← REVISION OF EACH ASSY NO (WHEN BLANK, USE DWG REVISION)

QTY REQD PER ASSY — PARTS LIST

P	F	LTR	REVISION RECORD	APP	DATE
		A	SEE ECN 015A-0008-04	MC	DEC04

DIMENSIONS: mm [INCHES]
DO NOT SCALE PRINT.
TOLERANCES UNLESS OTHERWISE SPECIFIED:
1 PLC DEC ±-
2 PLC DEC ±-
3 PLC DEC ±-
ANGLES ± -
SURF TEXTURE, √
REMOVE BURRS, BREAK SHARP EDGES R0.38 MAX

MATL	–	HT TR	–	FIN	–
	–		–		–

DR 10JUN03 L.LOFTHOUSE
APP 10JUN03 F.BACKHURST
CHK – –
REL 01-12-04 M.CLIFFORD

AMP Tyco Electronics Harrisburg, PA 17105-3608

NAME SIDE FEED HD-I APPLICATOR
MACHINE REF HD-I APPL
SCALE –
D
DWG NO 1426411
SHEET 1 OF 1
REV A

CAGE CODE 00779
CUSTOMER AND ASSEMBLY DRAWING
RESTRICTED TO –

LAYOUT L1426411
SET UP GAGE 458637-3

THIS DRAWING IS A CONTROLLED DOCUMENT.
THIS DRAWING IS UNPUBLISHED. © COPYRIGHT 20 .20 . RELEASED FOR PUBLICATION. BY AMP INCORPORATED. ALL RIGHTS RESERVED.