



ULTRAVOLT® US SERIES
MICRO-SIZED HIGH VOLTAGE POWER SUPPLIES





Single-output micro-sized HV modules

Measuring only 5.75 cc (0.35 in³), the highly compact, micro-sized US series is specially designed to meet the needs of design engineers working with commercial, military, industrial, and medical applications. These modules allow access to voltages up to 500 V for customers with size-critical requirements.

Features

- › Micro-sized: 5.75 cc
- › Lightweight: 13 g
- › PCB flat mounting: 11 mm height
- › 4 models from 0 to 200 V to 500 V
- › 100 mW output power
- › Low ripple < 0.01% peak to peak
- › Tight line/load regulation < ±0.01%
- › Low temperature coefficient < ±50 ppm per °C
- › Programmable HV output ±0.5% F.S.
- › Output arc and short circuit protection
- › 5, 9 or 12 VDC Input
- › Precision 2.5 V reference
- › TTL enable/disable/inhibit
- › Output voltage monitor
- › Metal case for low radiated noise
- › Optional flying lead for HV output

Typical Applications

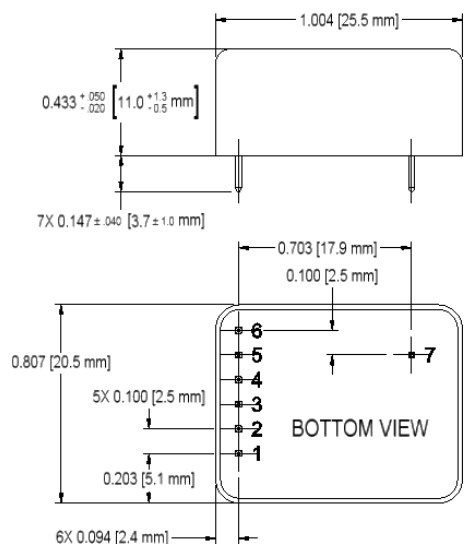
- › Small, lightweight, portable devices
- › Fiber-optic telecom detectors
- › Particle physics detectors
- › Laser range finder detectors
- › Thin-film bias
- › Avalanche photo diodes (APD)
- › Silicon photomultipliers (SiPM)
- › Multi-pixel photon counter (MPPC)
- › Ionization detectors
- › Ultrasonic transducers
- › Small PZT drivers
- › ATE leakage testing
- › Bias supplies



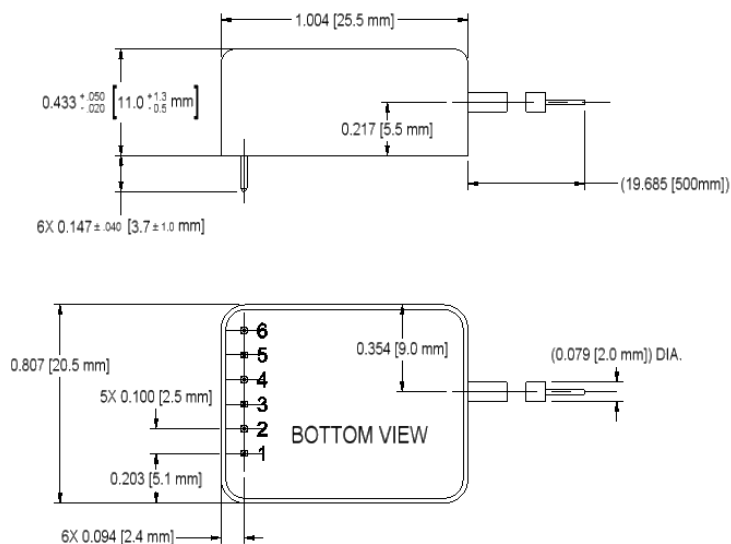


PARAMETER	SPECIFICATIONS	UNITS
Input Voltage Vin	5 VDC ± 0.5 or 12 to 15 ± 0.5	VDC
Input Current	Inhibition mode: < 5 at full output voltage, full load:	mA
	< 65 (200 Vout) < 60 (300 Vout) < 55 (400 Vout) < 50 (500 Vout)	mA
Polarity	Fixed positive or negative	
Output Voltage	0 to 200 0 to 300 0 to 400 0 to 500	VDC
Output Current	500 330 250 200	μ A
HV Setting	Via external potentiometer, minimum resistance 10 k Ω or via external voltage source 0/2.5V $\pm 0.5\%$ at full scale, and input impedance > 1 M Ω	-
Load Voltage Regulation	$\pm 0.01\%$ of full output voltage for no load to full load	-
Line Voltage Regulation	$\pm 0.01\%$ of full output voltage over specified input voltage range	-
Residual Ripple	< 0.01% pk to pk at full output voltage and current	-
Temperature Coefficient	< 50	PPM/ $^{\circ}$ C
Output HV Monitoring	0/2.5 V signal	-
	Accuracy: $\pm 0.2\%$ F.S.	
	Output impedance: 1 k Ω	
Output Reference Voltage	2.5 V $\pm 0.5\%$, TC: 50 ppm/ $^{\circ}$ C, max output current: 1 mA	-
HV Power ON/OFF	ON: 0 V, connected to ground	-
	OFF: not connected	
	Open collector compatible	
Operating Temperature	-10 to +65, full load, max Eout, case temp.	$^{\circ}$ C
Storage Temperature	-40 to +70	$^{\circ}$ C
Safeguards	Output current internally limited	-
	Soft start feature: the start is guaranteed with no overshoot	

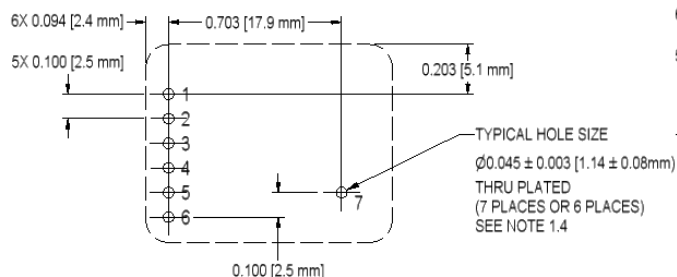
STANDARD



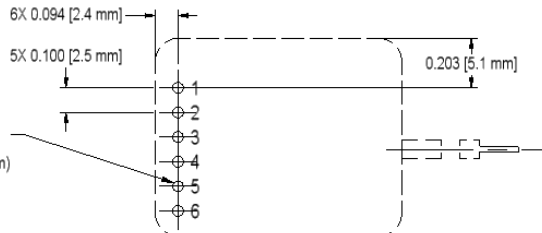
WITH -WS OPTION



PCB MOUNTING (TOP VIEW)



PCB MOUNTING (TOP VIEW)



Note: Drawing views: third angle projections.

PHYSICAL SPECIFICATIONS

Construction

Steel, tin-plated, thickness 0.5 mm (0.02")

Insulation: fully potted in RTV

Volume

5.750 cc (0.351 in³)

Weight

13 g (0.459 oz)

Pin Length

> 2 mm (0.078"), spacing 2.54 mm (0.1")

Optional Lead

Coaxial cable (RG178), diameter 2 mm (0.079"), length 500 mm (19.685")

CONNECTIONS

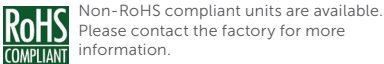
Pin	Function
1	POSITIVE POWER INPUT
2	POWER GROUND
3	REMOTE ADJUST INPUT
4	+2.5 VDC REFERENCE OUTPUT
5	ENABLE/DISABLE
6	EOUT MONITOR
7	HV OUTPUT

Mounting tabs must be connected to ground.

ORDERING INFORMATION

Type	0 to 200 VDC Output	0.2US
	0 to 300 VDC Output	0.3US
	0 to 400 VDC Output	0.4US
	0 to 500 VDC Output	0.5US
Input	5 VDC Nominal	5
	12 VDC Nominal	12
Power	W Output	0.1
Case	Steel, Tin-plated Case	(Standard)
Polarity	Positive Output	-P
	Negative Output	-N
Option	Output Voltage Lead Wire	-WS

Popular accessories ordered with this product include the PCB-CONN-US.



The US series is not available in all territories. Please contact Advanced Energy for details concerning sales in your area.

Example: **0.5US5-PO.1-WS**

