

1

2

3

4


PRODUCT NUMBER
SEE TABLE, SHEET 5

A

B

C

D



NOTE 5

15.50 ± 0.10

10.70 ± 0.15

(8.50)

1.60 ± 0.15 54X

(13.90)

TOP SURFACE OF
DAUGHTER CARD

(2.35)
Ø OF POS
2, 4, & 8

A

B

C

D



Copyright FCI.

REV F - 2006-04-17

rev	ecn no	dr	date
A	V05-0461	LRJ	2006-02-24
B	S07-0043	LS	2007-02-08
-	-	-	-
-	-	-	-
-	-	-	-
-	-	-	-

www.fciconnect.com		surface - ✓ ASME Y14.5	tolerance std ASME Y14.5	projection ⊕	MM ↔
TOLERANCES UNLESS OTHERWISE SPECIFIED		ANGULAR	LINEAR	size A4	Scale 4:1
Dr	G. HULL	2004-07-27	0.X ±	ECN ***	
Eng	S. MINICH	2004-07-27	0.XX ±	Product family AirMax VS	
Chr	C.H. TAN	2007-02-08	0.XXX ±	Spec ref RELEASED	
Appr	JOEY NG	2007-02-08	Product family AirMax VS		Spec ref RELEASED
FCI logo		AirMax VS VERT RECPT ASSY PRESS-FIT, 54 POS, 12MM		dwg no 10043546	Rev. B
catalog no		-		CUSTOMER	sheet 1 of 5

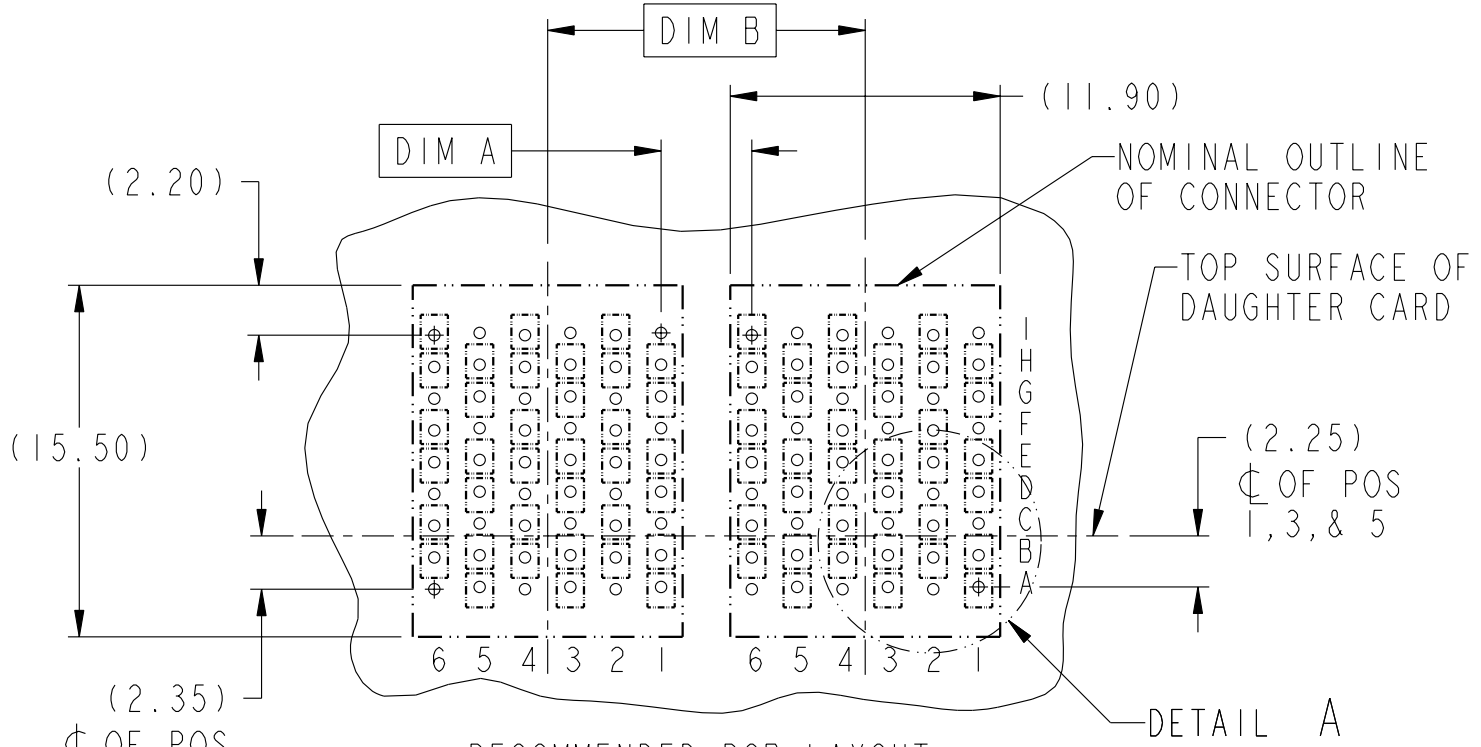
PDM: Rev:B

STATUS: Released

Printed: Dec 01, 2010

2

ADJACENT HEADER WIDTHS	DIM A	DIM B
12MM/12MM	2.00	12.00
12MM/14MM	3.00	13.00
14MM/14MM	4.00	14.00



RECOMMENDED PCB LAYOUT
FOR DIFFERENTIAL APPLICATIONS
COMPONENT SIDE
(TWO ADJACENT FOOTPRINTS SHOWN)
NOTES 6 & 7



Copyright FCI.



title AirMax VS VERT RECPT ASSY PRESS-FIT, 54 POS, 12MM	dwg no 10043546	Rev. B

1

2

3

4

ADJACENT HEADER WIDTHS	DIM C	DIM D
12MM/12MM	2.00	12.00
12MM/14MM	3.00	13.00
14MM/14MM	4.00	14.00

A

A

B

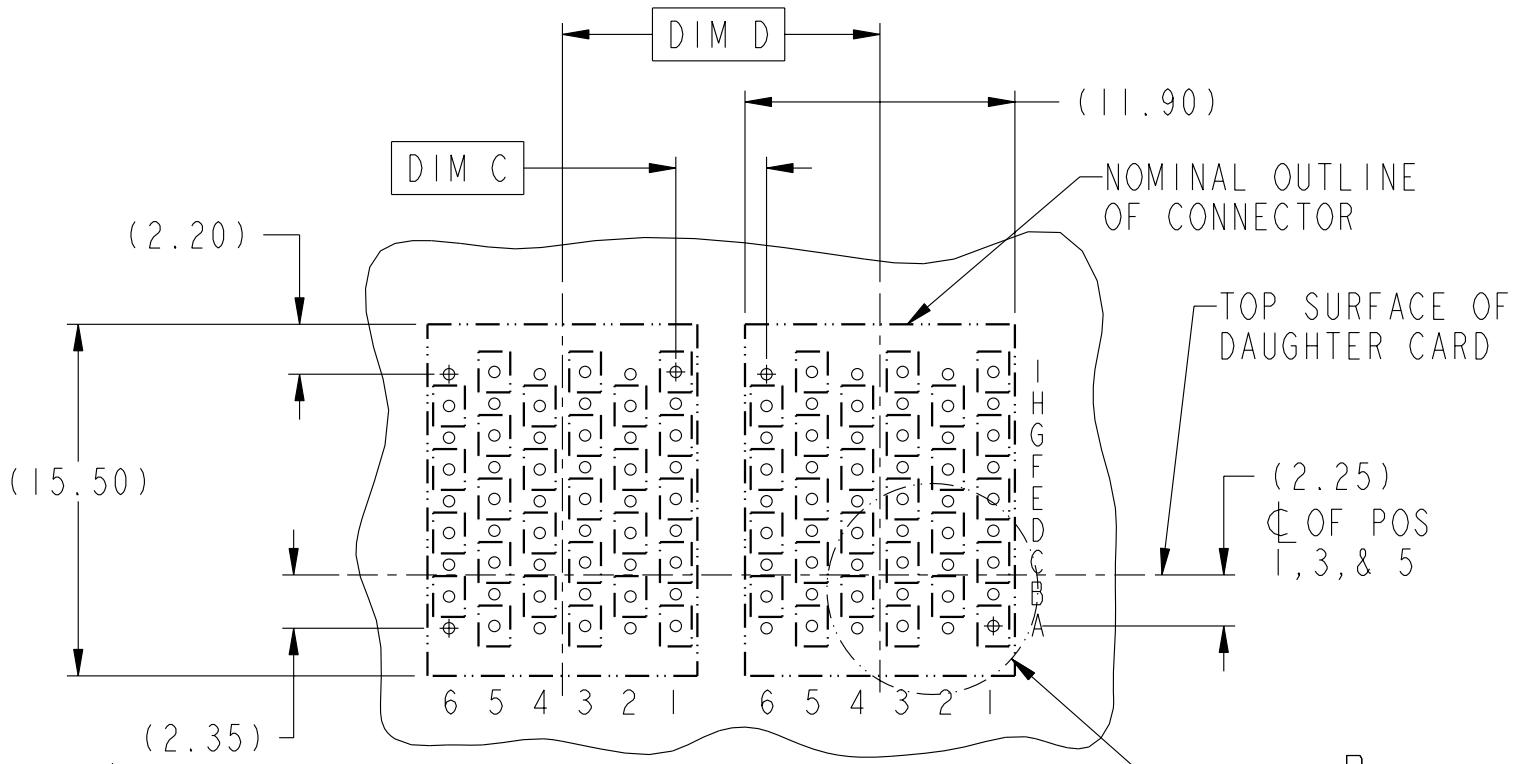
B

C

C

D

D



RECOMMENDED PCB LAYOUT
 FOR SINGLE ENDED APPLICATIONS
 COMPONENT SIDE
 (TWO ADJACENT FOOTPRINTS SHOWN)
 NOTES 6 & 7



Copyright FCI.

	title AirMax VS VERT RECPT ASSY PRESS-FIT, 54 POS, 12MM	dwg no 10043546	Rev. B
	catalog no -	CUSTOMER	sheet 3 of 5

REV F - 2006-04-17

2

PDM: Rev:B

STATUS:Released

Printed: Dec 01, 2010

1

2

3

4

A

B

C

D

A

B

C

D

2.00 TYP

ANTIPAD WIDTH=
2.0 - (TRACE+SPACE+TRACE)
TYP

3.200
TYP

GND POSITION

(0.10)

1.40 8X

SEE NOTE 9

⊕ 0.10
ALL HOLES

DETAIL A
SCALE 4:1

2.00 TYP

ANTIPAD WIDTH=
2.0 - (TRACE+SPACE+TRACE)
TYP

1.800
TYP

GND POSITION

(0.10)

1.40 8X

SEE NOTE 9

⊕ 0.10
ALL HOLES

DETAIL B
SCALE 4:1



AirMax VS VERT RECPT ASSY
PRESS-FIT, 54 POS, 12MM
catalog no

dwg no 10043546
CUSTOMER

Rev. B
sheet 4 of 5



Copyright FCI.

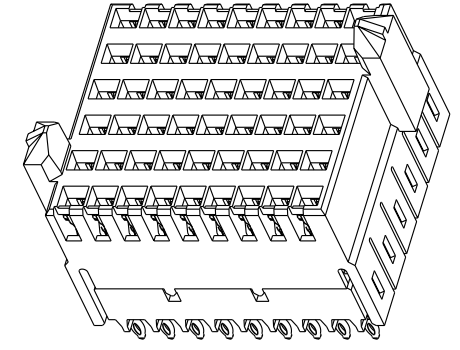
1

2

3

4

PART NUMBER	PRESS-FIT TAIL PLATING TYPE
10043546-101	TIN/LEAD ALLOY OVER NICKEL
10043546-101LF	TIN OVER NICKEL (LEAD FREE)



NOTES:

1. CONNECTOR MATERIALS:
HOUSING & RETAINER: HIGH TEMP THERMOPLASTIC, NATURAL, UL94V-0
IMLA PLASTIC: HIGH TEMP THERMOPLASTIC, BLACK, UL94V-0
CONTACT: COPPER ALLOY
2. CONTACT PLATING:
SEPARABLE INTERFACE: PERFORMANCE-BASED PLATING, QUALIFIED TO MEET THE REQUIREMENTS OF FCI PRODUCT SPECIFICATION GS-12-239, INCLUDING TELCORDIA GR-1217-CORE (November 1995) CENTRAL OFFICE TEST SEQUENCE.

PRESS-FIT TAILS: SEE TABLE
3. PRODUCT SPECIFICATION: GS-12-239
4. APPLICATION SPECIFICATION: GS-20-035
5. PRODUCT MARKING, (PART NUMBER & LOT CODE), ON THIS SURFACE
6. REFER TO CUSTOMER DRAWING 10035911 FOR INFORMATION REGARDING PCB LAYOUT OF POWER AND GUIDE MODULES RELATIVE TO SIGNAL MODULES
7. POSITIONS F OF ODD NUMBERED COLUMNS AND POSITIONS G OF EVEN NUMBERED COLUMNS CORRESPOND TO EARLY MATE HEADER PINS
8. THERE IS NO GROUND BUSSING WITHIN THE CONNECTOR SYSTEM
9. REFER TO CUSTOMER DRAWING 10045979 FOR INFORMATION ON PCB HOLE DIAMETERS AND PLATING OPTIONS.
10. THIS PRODUCT MEETS EUROPEAN UNION DIRECTIVES AND OTHER COUNTRY REGULATIONS AS DESCRIBED IN GS-22-008.
11. THE HOUSING WILL WITHSTAND EXPOSURE TO 260°C PEAK TEMPERATURE FOR 40 SECONDS IN A CONVECTION, INFRA-RED OR VAPOR PHASE REFLOW OVEN.
12. PACKAGING MEETS GS-14-920 LEAD FREE LABELING SPECIFICATION.



Copyright FCI.

REV F - 2006-04-17

	title AirMax VS VERT RECPT ASSY PRESS-FIT, 54 POS, 12MM	dwg no 10043546	Rev. B
	catalog no -	CUSTOMER	sheet 5 of 5