

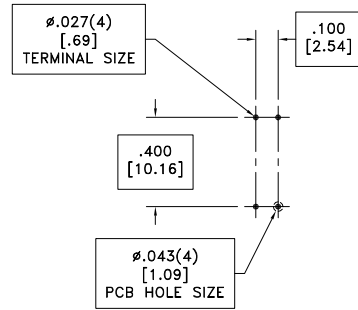
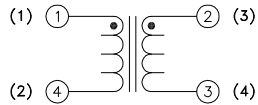
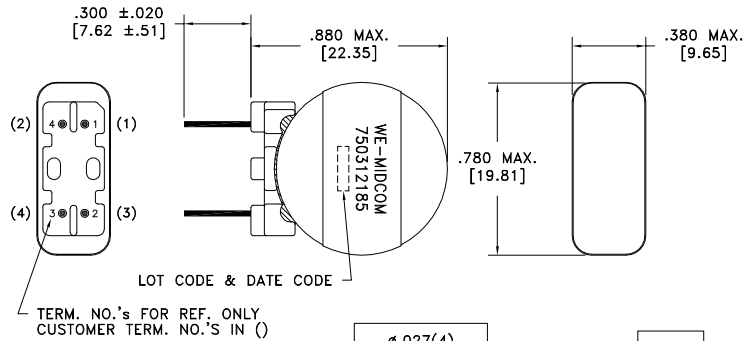
CUSTOMER TERMINAL	RoHS	LEAD(Pb)-FREE
Sn96%, Ag4%	Yes	Yes

more than you expect



ELECTRICAL SPECIFICATIONS @ 25°C unless otherwise noted:

PARAMETER	TEST CONDITIONS	VALUE
6B D.C. RESISTANCE	1-2 tie(3+4), @20°C	85.8 mOhms max.
INDUCTANCE	1-4 1kHz, 100mVAC, Ls	4.80mH ±32%
INDUCTANCE	2-3 1kHz, 100mVAC, Ls	4.80mH ±32%
LEAKAGE INDUCTANCE	1-4 tie(2+3), 100kHz, 100mVAC, Ls	1.5uH max.
DIELECTRIC	1-2 1600VAC, 1 second	-
TURNS RATIO	(1-4):(2-3)	1:1, ±1%



RECOMMENDED
 P.C. PATTERN, COMPONENT SIDE

GENERAL SPECIFICATIONS:

OPERATING TEMPERATURE RANGE: -40°C to +125°C including temp rise.

CURRENT RATING: 2A

Wire insulation & RoHS status not affected by wire color.
 Wire insulation color may vary depending on availability.

DETAILS SUBJECT TO CHANGE

REV.	DATE	Packaging Specifications Method: Tray PKG-0058 www.we-online.com/midcom		Tolerances unless otherwise specified: Angles: ±1° Fractions: ±1/64 Decimals: ±.005 [.13] Footprint: ±.001 [.03]	DRAWING TITLE INDUCTOR COMMON MODE CHOKE	PART NO. 750312185
6B	10/13			This drawing is dual dimensioned. Dimensions in brackets are in millimeters.	eiSos p/n: 750312185	
6A	5/11	SEE REVISION SHEET FOR REVISION LEVEL				SPECIFICATION SHEET 1 OF 1

