



»» Features

- High rating Micro ISO automotive relays up to 35A/14VDC.
- SPNO & SPDT of contact configuration.
- Skirted cover and plain cover are both available.
- Optional to be equipped with diode or resistor.
- Comply with RoHS-Directive 2002/95/EC, and ELV-Directive 2000/53/EC.

»» Type List

Terminal style	Contact form	Designation (provided with)	Enclosure style			
			Dust cover	Dust cover /Fixed Base	Flux tight	Sealed type washable
Socket terminal	1A (SPNO)	-----	871-1A-D	871-1A-DF	871-1A-C	871-1A-S
		Resistor	871-1A-D-R1	871-1A-DF-R1	871-1A-C-R1	871-1A-S-R1
		Diode	871-1A-D-D1	871-1A-DF-D1	871-1A-C-D1	871-1A-S-D1
	1C (SPDT)	-----	871-1C-D	871-1C-DF	871-1C-C	871-1C-S
		Resistor	871-1C-D-R1	871-1C-DF-R1	871-1C-C-R1	871-1C-S-R1
		Diode	871-1C-D-D1	871-1C-DF-D1	871-1C-C-D1	871-1C-S-D1

»» Ordering Information

871 - 1A - C - R1
 1 2 3 4

1. 871 -- Basic series designation
2. 1A -- Single pole normally open
 1C -- Single pole double throw
3. D -- Dust cover
 DF -- Dust cover / base holder type available
 C -- Flux tight
 S -- Sealed type washable
4. Blank -- Standard type
 R1 -- Coil parallel with 1/2W resistor for 6V 180Ω, 12V 680Ω, 24V 2700Ω
 D1 -- Coil parallel with diode IN4007 the positive pole on # 85 terminal

»» Contact Rating

Resistive load	1A	1C
	35A 14VDC 15A 28VDC	NO: 35A 14VDC , 15A 28VDC NC: 20A 14VDC , 10A 28VDC

»» Coil Rating (DC)

Rated voltage (V)	Rated current ±10 % at 23°C (mA)	Coil resistance ±10 % at 23°C (Ω)	Max. continuous voltage at 85°C	Pick up voltage(Max) at 23°C	Drop out voltage(Min) at 23°C	Power consumption at rated voltage
6	187.5	32	133 % of rated voltage	60 % of rated voltage	10 % of rated voltage	approx. 1.2W
12	97.5	123				
24	49.6	483				

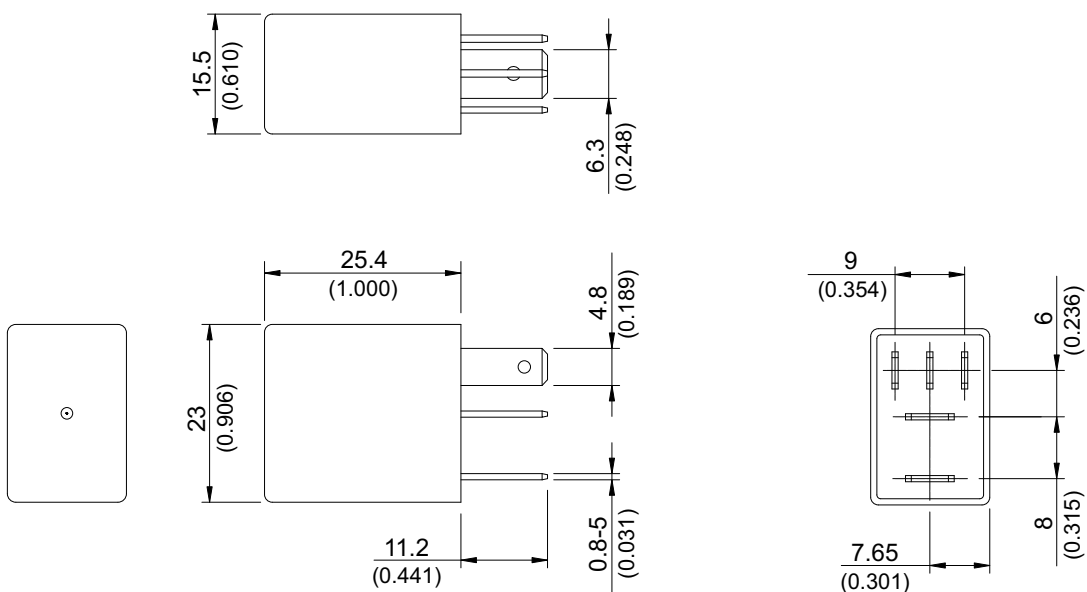
»» Specification

Contact material	AgSnO alloy	
Contact voltage drop ⁽¹⁾	Typ. 40mV at 10A	
Operate time ⁽¹⁾	10ms Max.	
Release time ⁽¹⁾	10ms Max.	
Insulation resistance ⁽¹⁾	20MΩ Min. (DC 500V)	
Dielectric strength ⁽¹⁾	Between open contact	: AC 500V , 50/60Hz 1 min.
	Between contact and coil	: AC 500V , 50/60Hz 1 min.
Vibration resistance	Operating extremes	10~500Hz , 5.0G
	Damage limits	10~500Hz , 5.0G
Shock resistance	Operating extremes	10G
	Damage limits	100G
Life expectancy	Mechanical	10,000,000 operations (frequency 18,000 operations/hr)
	Electrical	100,000 operations (frequency 1,800 operations/hr)
Temperature range	Operating	-40~+125°C (no freezing)
Weight	Approx. 20 g	

Note:(1)Initial value

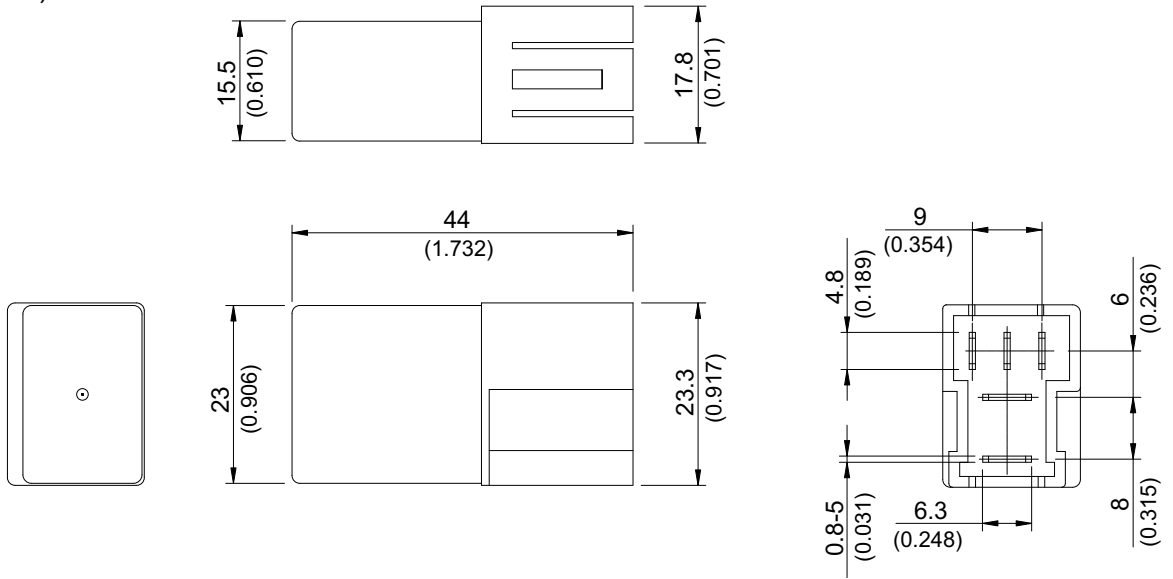
»» Outline Dimensions

◆871 (C,D)

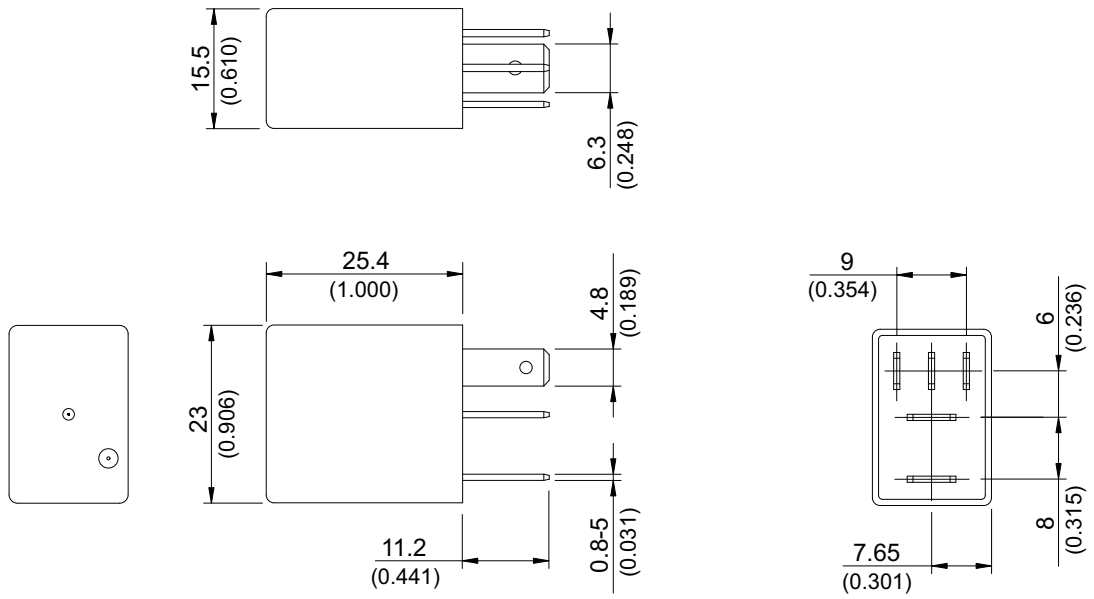


871

◆ 871 (DF)



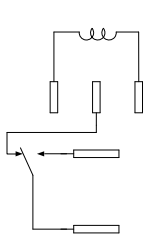
◆ 871 (S,V)



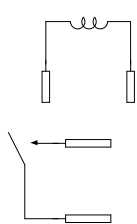
»» Wiring Diagram

BOTTOM VIEW

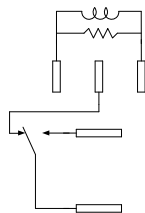
1C



1A

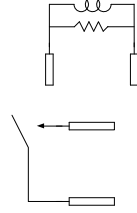


1C



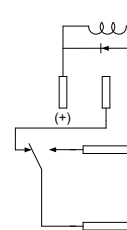
PROVIDED WITH RESISTOR

1A



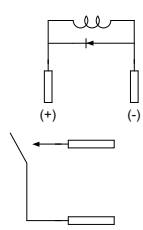
PROVIDED WITH RESISTOR

1C



PROVIDED WITH DIODE

1A



PROVIDED WITH DIODE

»» Engineering Data

