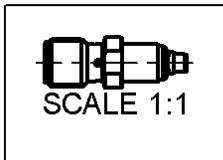

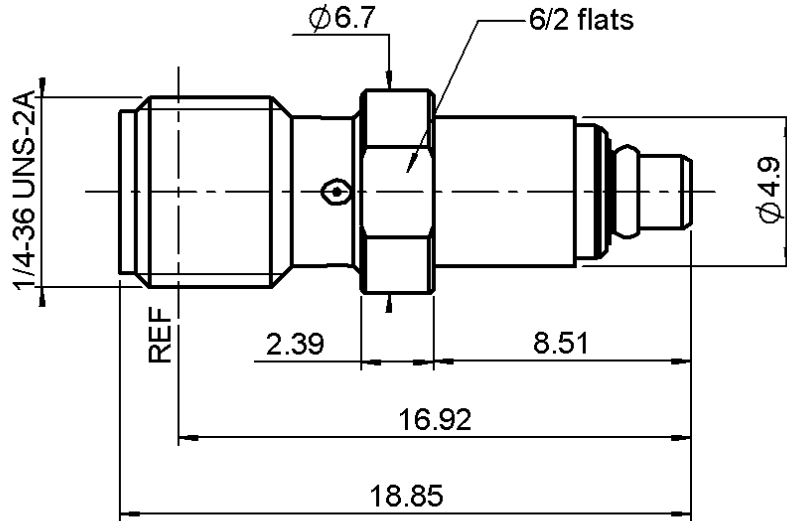


SMA FEMALE - MMCX MALE STRAIGHT ADAPTER

**R191.398.020**

Série : ADAPT



All dimensions are in mm.



COMPONENTS	MATERIALS	PLATINGS (µm)
BODY	BRASS	GOLD 0.2 OVER NICKEL 2
CENTER CONTACT	BERYLLIUM COPPER	GOLD 1.3 OVER NICKEL 2
OUTER CONTACT	BERYLLIUM COPPER	GOLD 0.5 OVER NICKEL 2
INSULATOR	PTFE	
GASKET	-	
OTHERS PARTS	-	
-	-	
-	-	

Issue : 0305 A

In the effort to improve our products, we reserve the rights to make changes judged to be necessary.



**SMA FEMALE - MMCX MALE STRAIGHT ADAPTER**

**R191.398.020**

Série : ADAPT

**PACKAGING**

**SPECIFICATION**

Standard	Unit	Other
<b>100</b>	<b>'W' option</b>	<b>Contact us</b>

**ELECTRICAL CHARACTERISTICS**

**ENVIRONMENTAL**

Impedance		<b>50</b> Ω
Frequency		<b>0-6</b> GHz
VSWR	<b>1.22 +</b>	<b>0.000</b> x F(GHz) Maxi
Insertion loss		<b>0.1</b> √F(GHz) dB Maxi
RF leakage	- (	<b>AD</b> - F(GHz)) dB Maxi
Voltage rating		<b>250</b> Veff Maxi
Dielectric withstanding voltage		<b>500</b> Veff mini
Insulation resistance		<b>500</b> MΩ mini

Operating	<b>-55/+155</b> °C
Hermetic seal	<b>NA</b> Atm.cm3/s
Panel leakage	<b>NA</b>

**MECHANICAL CHARACTERISTICS**

**OTHERS CHARACTERISTICS**

Center contact retention		
Axial force – Mating end		<b>27</b> N mini
Axial force – Opposite end		<b>27</b> N mini
Torque		<b>2.8</b> N.cm mini
Recommended torque		
Mating	<b>MMC</b>	<b>0</b> N.cm
	<b>SMA-</b>	<b>0</b> N.cm
	<b>-</b>	<b>0</b> N.cm
Panel nut		<b>NA</b> N.cm
Mating life		<b>500</b> Cycles mini
Weight		<b>2.170</b> g

Issue : 0305 A

In the effort to improve our products, we reserve the rights to make changes judged to be necessary.

