



Features

- Universal AC input / Full range
- 3 pole AC inlet IEC320-C14, Class I power unit
- No load power consumption < 0.3W
- **Energy efficiency level VI**
- Comply with EISA 2007/DoE
- Protections: Short circuit / Overload / Over voltage
- Fully enclosed plastic case
- -20 ~ +70°C working temperature
- LED indicator for power on
- Dual output available (optional)
- ± 16V /+48V also available for video system (optional, order NO. : GP50A58F-R1B)
- 3 years warranty

Applications

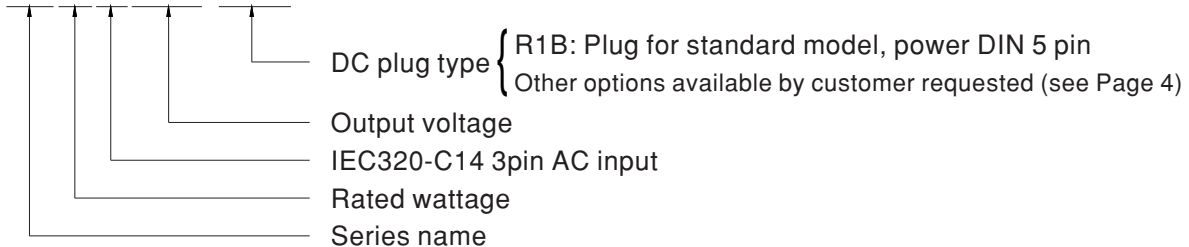
- Consumer electronic devices
- Telecommunication devices
- Office facilities
- Industrial equipments

Description

GP50A is a 50W triple-output desktop type green adaptor series, complying with the mandatory energy saving standard USA EISA 2007/DoE (Level VI). Adopting Class I design and utilizing the standard inlet IEC320-C14, it is designed with FG and uses the 94V-0 flame retardant plastic enclosure, which can effectively prevent electric shock hazards. This series operates from 90~264VAC and offers three models with the output voltage sets +5V/+12V/-5V, +5V/+12V/-12V, +5V/+15V/-15V and can option +16V/+48V/-16V. Its supreme advantages includes the less-than-0.3W no load power consumption, the capability of working under -20~+70°C ambient temperature, complete protection functions and three-year warranty and the compliance to the international safety certification such as CB, TUV, UL, CE and FCC. GP50A is a multiple-output green adaptor with high safety, high reliability and high quality.

Model Encoding

GP50 A 13A -R1B

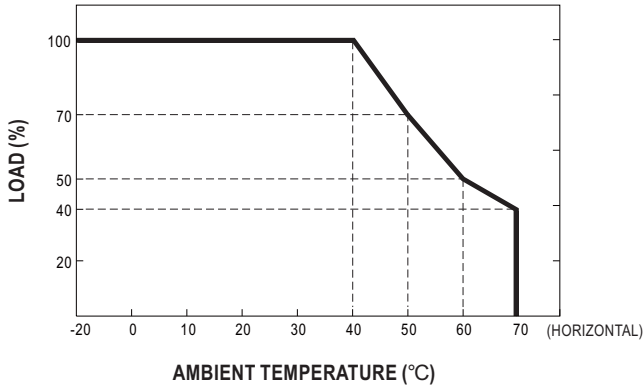




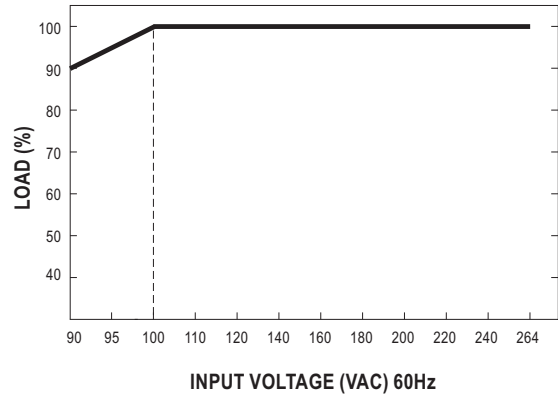
SPECIFICATION

ORDER NO.	GP50A13A-R1B	GP50A13D-R1B	GP50A14E-R1B	GP50A58F-R1B (option)											
OUTPUT	SAFETY MODEL NO.		GP50A13A	GP50A13D	GP50A14E	GP50A58F									
	DC VOLTAGE	Note.2	5V	12V	-5V	5V	12V	-12V	5V	15V	-15V	16V	48V	-16V	
	RATED SET CURRENT		4A	2A	0.5A	4A	2A	0.5A	4A	1.5A	0.5A	2A	0.15A	2A	
	CURRENT RANGE		0 ~ 4.0A	0.3 ~ 2.0A	0.1 ~ 0.5A	0 ~ 4.0A	0.3 ~ 2.0A	0.1 ~ 0.5A	0 ~ 4.0A	0.3 ~ 1.5A	0.1 ~ 0.5A	0.4 ~ 2.0A	30mA ~ 150mA	0.4 ~ 2.0A	
	RATED POWER		46.5W			50W			50W			71.2W			
	RIPPLE & NOISE (max.)	Note.3	50mVp-p	100mVp-p	100mVp-p	50mVp-p	150mVp-p	100mVp-p	50mVp-p	150mVp-p	150mVp-p	180mVp-p	180mVp-p	180mVp-p	
	VOLTAGE TOLERANCE	Note.4	±5.0%	±3.0%	-5% ~ +10%	±5.0%	±3.0%	-5% ~ +8%	±5.0%	±3.0%	-5% ~ +15%	±5.0%	-5% ~ +10%	-5% ~ +10%	
	LINE REGULATION	Note.5	±1.0%	±1.0%	±1.0%	±1.0%	±1.0%	±1.0%	±1.0%	±1.0%	±1.0%	±1.0%	±1.0%	±1.0%	
	LOAD REGULATION	Note.6	±5.0%	±3.0%	±5.0%	±5.0%	±3.0%	±5.0%	±5.0%	±3.0%	±5.0%	±5.0%	±5.0%	±5.0%	
	SETUP, RISE, HOLD UP TIME		1000ms, 50ms, 20ms / 230VAC			1500ms, 50ms, 16ms / 115VAC at full load									
INPUT	VOLTAGE RANGE	Note.7	90 ~ 264VAC 135~ 370VDC												
	FREQUENCY RANGE		47 ~ 63Hz												
	EFFICIENCY (Typ.)		84%			84%			84.5%			86%			
	AC CURRENT		1.6A / 100VAC		0.8A / 230VAC										
	INRUSH CURRENT (max.)		Cold start 30A/115VAC		45A / 230VAC										
	LEAKAGE CURRENT (max.)		0.75mA / 240VAC												
PROTECTION	OVERLOAD		120 ~ 200% rated output power Protection type : Hiccup mode, recovers automatically after fault condition is removed												
	OVER VOLTAGE		Protection type : Clamp by zener diode, output short												
ENVIRONMENT	WORKING TEMP.		-20 ~ +70°C (Refer to "Derating Curve")												
	WORKING HUMIDITY		20% ~ 90% RH non-condensing												
	STORAGE TEMP., HUMIDITY		-20 ~ +85°C, 10 ~ 95% RH non-condensing												
	TEMP. COEFFICIENT		±0.03% / °C (0 ~ 40°C)												
	VIBRATION		10 ~ 500Hz, 2G 10min./1cycle, period for 60min. each along X, Y, Z axes												
SAFETY & EMC (Note. 8)	SAFETY STANDARDS		UL60950-1, CSA22.2, EN60950-1, EAC TP TC 004 approved												
	WITHSTAND VOLTAGE		I/P-O/P:4242VDC, I/P-FG:2121VDC												
	ISOLATION RESISTANCE		I/P-O/P,I/P-FG:100M Ohms / 500VDC / 25°C / 70% RH												
	EMC EMISSION	Parameter		Standard						Test Level / Note					
		Conducted emission		EN55032(CISPR32),FCC PART 15 / CISPR22, CAN ICES-3(B)/NMB-3(B)						Class B					
		Radiated emission		EN55032(CISPR32),FCC PART 15 / CISPR22, CAN ICES-3(B)/NMB-3(B)						Class B					
		Harmonic current		EN61000-3-2						Class A					
	EMC IMMUNITY	Parameter		Standard						Test Level / Note					
		ESD		EN61000-4-2						Level 3, 8KV air; Level 2, 4KV contact					
		RF field susceptibility		EN61000-4-3						Level 2, 3V/m					
EFT bursts			EN61000-4-4						Level 2, 1KV						
Surge susceptibility			EN61000-4-5						Level 3, 1KV/L-N, 2KV/L,N-PE						
Conducted susceptibility			EN61000-4-6						Level 2, 3V						
Voltage dips, interruption			EN61000-4-11						>95% dip 0. 5 periods, 30% dip 25 periods, >95% interruptions 250 periods						
OTHERS	LIFE		3 years : 100% load 40°C, 8hours/day												
	MTBF		280K hrs min. MIL-HDBK-217F (25°C)												
	DIMENSION		146*75.5*43mm (L*W*H)												
	PACKING		0.55kg; 36pcs / 21kg / CARTON												
CONNECTOR	PLUG		See page 4												
	CABLE		See page 4												
NOTE	<p>1.All parameters are specified at 230VAC input, rated load, 25°C 70% RH ambient.</p> <p>2.DC voltage: The output voltage set at point measure by plug terminal & 50% load.</p> <p>3.Ripple & noise are measured at 20MHz by using a 12" twisted pair terminated with a 0.1µf & 47µf capacitor.</p> <p>4.Tolerance: includes set up tolerance, line regulation, load regulation.</p> <p>5.Line regulation is measured from low line to high line at rated load.</p> <p>6.When measured between the light load (20% of rated load) and full load, the load regulation is within ±5% whereas the cross regulation is within ±15%.</p> <p>7.Derating may be needed under low input voltages. Please check the static characteristics for more details.</p> <p>8.The power supply is considered as an independent unit, but the final equipment still need to re-confirm that the whole system complies with the EMC directives. For guidance on how to perform these EMC tests, please refer to "EMI testing of component power supplies." (as available on http://www.meanwell.com)</p>														

■ Derating Curve

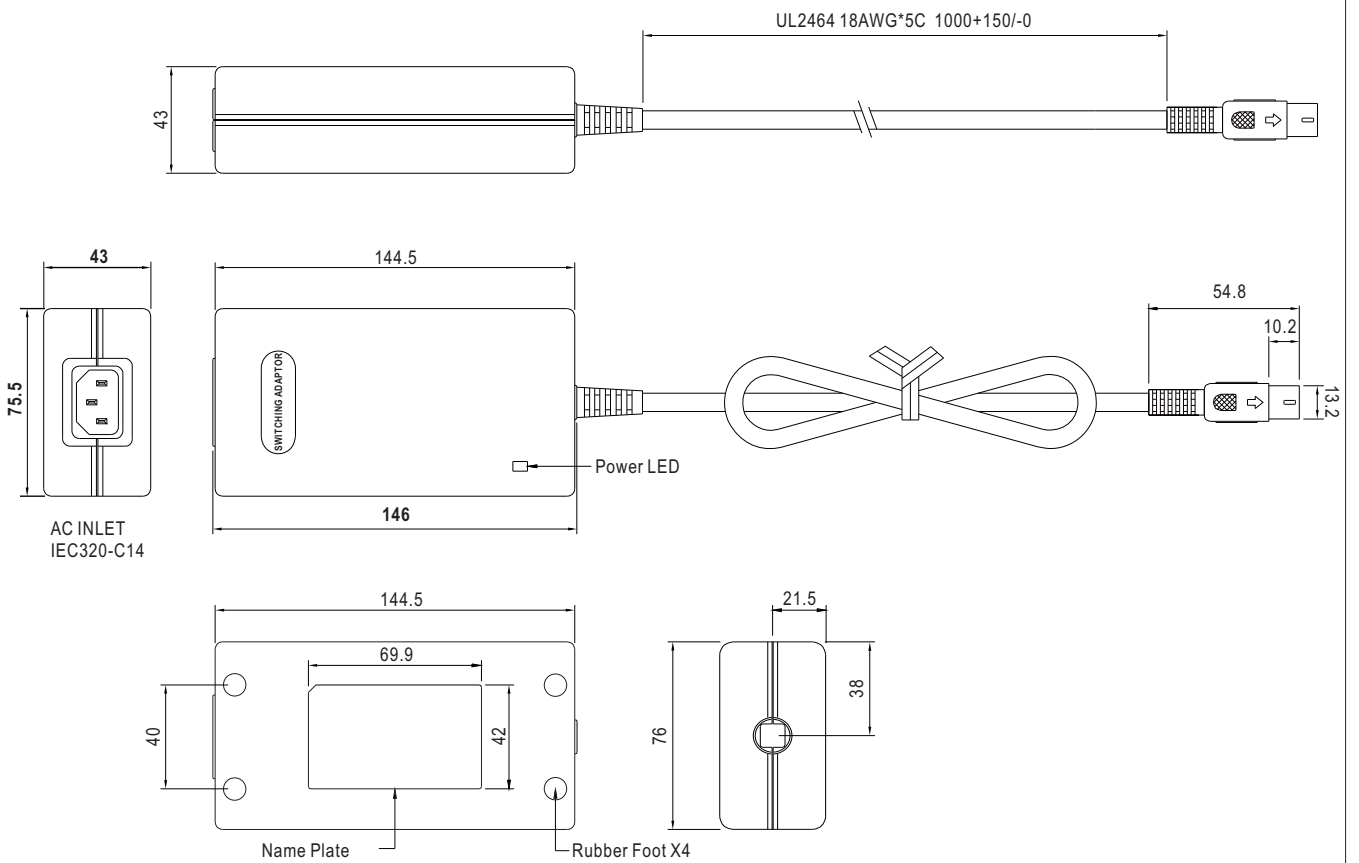


■ Static Characteristics



■ Mechanical Specification

Unit:mm



■ DC output plug

☉ Standard plug: R1B

DIN 5 Pin (male)	Type No.	Pin Assignment	
		PIN No.	Output
	R1B	1	COM
		2	COM
		3	+5VDC
		4	-Vout
		5	+Vout

☉ Optional DC plug:

Stripped and tinned leads	Type No.	Pin Assignment	
		PIN No.	Output
	by customer	1(Black)	COM
		2(Blue)	COM
		3(Red)	+5VDC
		4(White)	-Vout
		5(Yellow)	+Vout
		FG(Drain Wire)	FG

■ Installation Manual

Please refer to : <http://www.meanwell.com/manual.html>