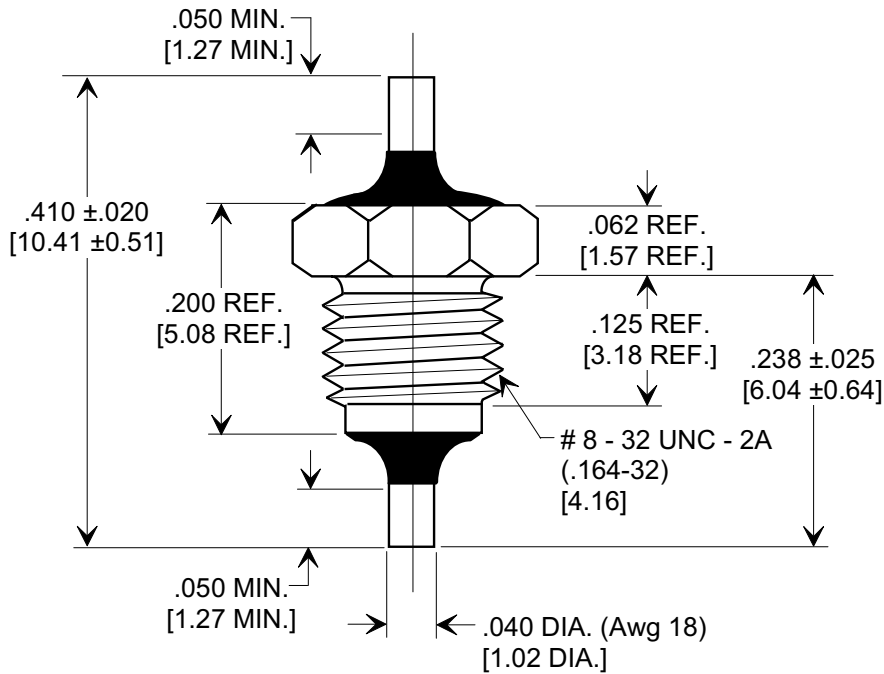
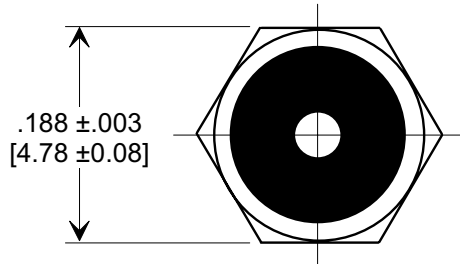
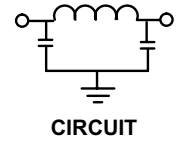
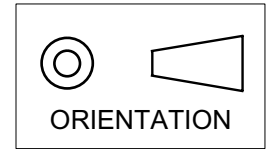


MARKETING SALES DRAWING
DIMENSIONS IN INCHES - DO NOT SCALE THIS DRAWING
DIMENSIONS IN METRIC - []

Electrical Testing
per Tusonix standard
test plans and Mil-Std-202
Test Methods.



1500	125 VDC	15 A	3	5	20	40	50
MIN. CAP. (pF)	125° WORKING VOLTAGE	CURRENT VDC	4 MHz	10 MHz	100 MHz	500 MHz	18 GHz
			MINIMUM NO LOAD INSERTION LOSS (dB) AT 25°C PER MIL-STD-220				

X-2015 Rev-0	REVISION RECORD		--TOLERANCES-- Unless Otherwise Specified	Title	
	Original Release C.O.	0		EMI FILTER MIL 15733/44.0002	
	WAS SK 7094-003-5. E.C. 6-1493	1	DECIMAL ± .031 [.79]		
	930528-2 DIMS. REV. & ADDED. E.C. 5-11-94	2	ANGLES ±	Approved T.C. 05-22-01	
RDN TO COMP FMT. ADDED DIM. .050 MIN. DEL. DIM. .013. S.M. 05-22-01	3	20010516-2-03 REVISED TITLE. S.M. 10-11-01	TUSONIX TUCSON, ARIZONA	A	4205-500
20011005-5-09	4				

Mouser Electronics

Authorized Distributor

Click to View Pricing, Inventory, Delivery & Lifecycle Information:

[Tusonix:](#)

[4205-500](#)