

### 50 Watts

- Energy Efficiency Level VI
- CoC Tier 2
- Limited Power Source Approved
- <0.15 W Standby Power
- Optional Inlet Connector
- China Compulsory Certification (CCC) Qualified
- 0 °C to 65 °C Operation
- High Power Density
- Low Cost



#### Dimensions:

##### VEC50:

4.58 x 2.06 x 1.23" (116.3 x 52.4 x 31.3 mm)

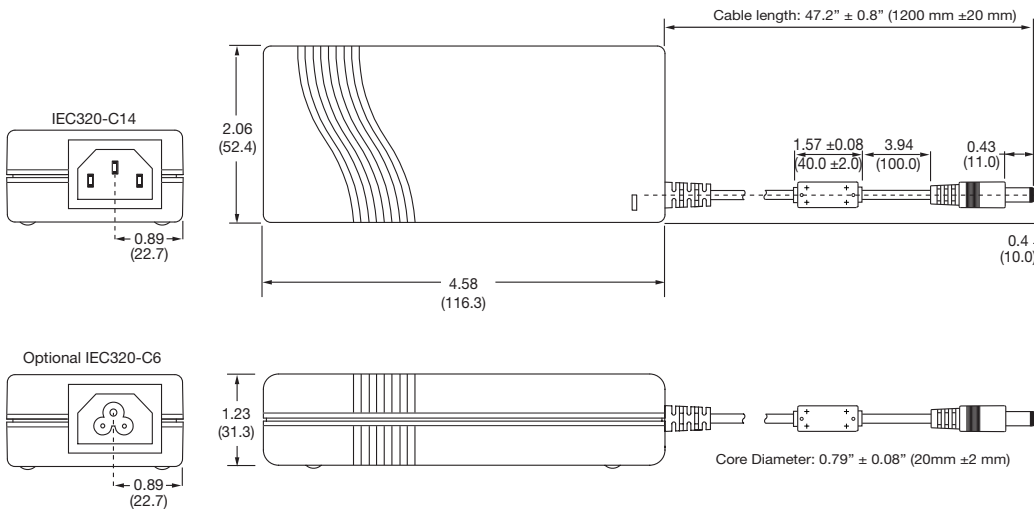
### Models & Ratings

Output Power	Output Voltage	Output Current	Total Regulation	Efficiency <sup>(1)</sup>	Model Number
50 W	12.0 V	4.16 A	±5%	89%	VEC50US12 <sup>(2)</sup>
	15.0 V	3.33 A		89%	VEC50US15
	19.0 V	2.63 A		89%	VEC50US19
	24.0 V	2.08 A		89%	VEC50US24

### Notes

1. Typical average of efficiencies measured at 25%, 50%, 75% and 100% load and 230 VAC input.
2. Meets DOE Level VI only.

### Mechanical Details



Power Cord for C14 inlet, Order

Part:

UK - UK-MAINS-IEC

European - EU-MAINS-IEC

US - US-MAINS-IEC

Power Cord for C6 inlet, Order Part:

UK - UK-MAINS-5

European - EU-MAINS-5

US - US-MAINS-5

### Notes

1. All dimensions are shown in inches (mm), Tolerance is 0.04" (±1.0) max except output lead.
2. Weight: 0.54 lbs (245 g) approx.

3. Output connector is barrel type with 11 mm length, 5.5 mm dia. outer, 2.5 mm dia. inner with center + and outer shell - polarity.

### Input

Characteristic	Minimum	Typical	Maximum	Units	Notes & Conditions
Input Voltage	90		264	VAC	
Input Frequency	47		63	Hz	
Input Current		1.0/0.7		A	Measured at 115/230 VAC
Inrush Current			110	A	230 VAC, cold start at 25 °C
Power Factor					EN61000-3-2 Class A
Earth Leakage Current			0.7	mA	264 VAC, 60 Hz
No Load Input Power			0.15	W	
Input Protection	T3.15A/250VAC internal fuse in line				

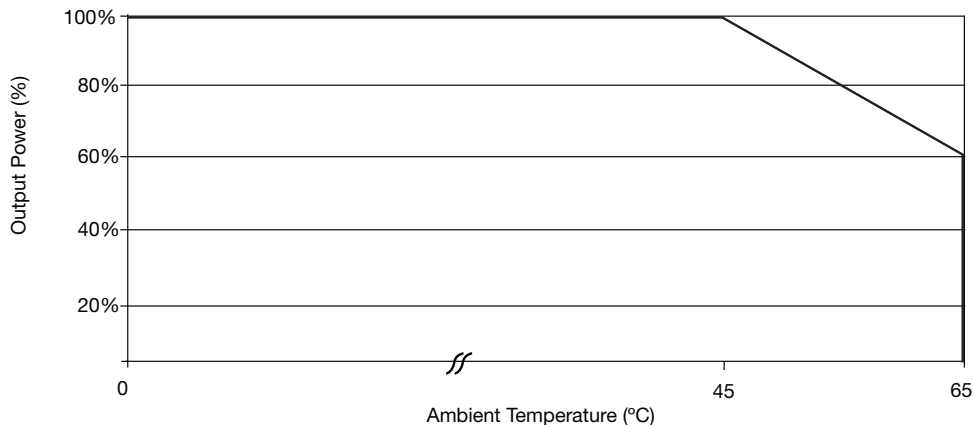
### Output

Characteristic	Min.	Typ.	Max.	Units	Notes & Conditions
Output Voltage	12		24	VDC	See Models and Ratings table
Minimum Load					No minimum load required
Start Up Delay			4	s	
Start Up Rise Time			50	ms	
Hold Up Time	8			ms	Full load and 115 VAC
Line Regulation			±0.5	%	
Total Regulation			±5	%	Including initial set accuracy
Transient Response			4	%	Maximum deviation, recovering to less than 1% within 500 µs for 25% step load
Ripple and Noise			240	mV pk-pk	Measured with 20 MHz Bandwidth and 22 µF electrolytic in parallel with 0.1 µF ceramic capacitor.
Overshoot		5		%	At turn on / turn off
Overload Protection	110		170	%	
Overvoltage Protection		175		%	Recycle mains to reset
Short Circuit Protection	Trip and restart (hiccup), auto resetting				
Temperature Coefficient		±0.04		%/°C	

### Environmental

Characteristic	Minimum	Typical	Maximum	Units	Notes & Conditions
Operating Temperature	0		+65	°C	Derate from 100% load at 45 °C to 50% load at 65 °C
Cooling	Natural convection				
Operating Humidity	5		90	%RH	Non-condensing
Storage Temperature	-20		+85	°C	
Operating Altitude			5000	m	
Shock	IEC68-2-27, 30 g, 11 ms half sine, 3 times in each of 6 axes				
Vibration	IEC68-2-6, 10-500 Hz, 2 g 10 mins/sweep, 60 mins for each of 3 axes				

### Derating Curve

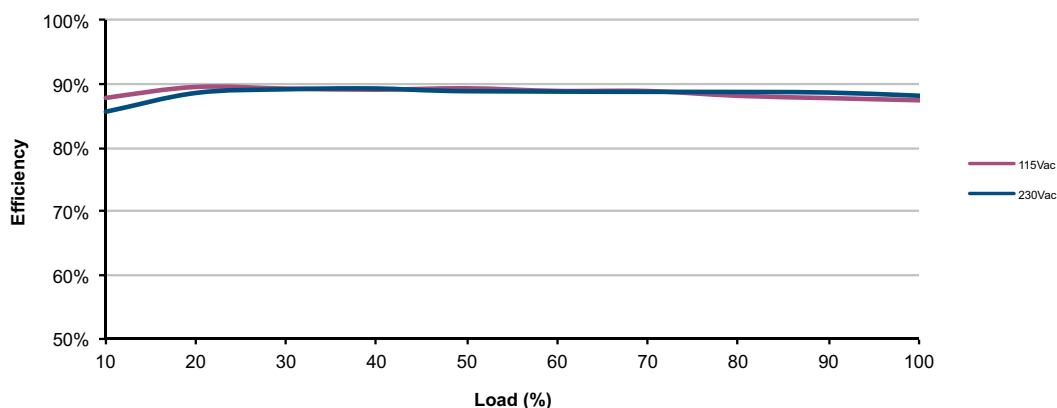


### General

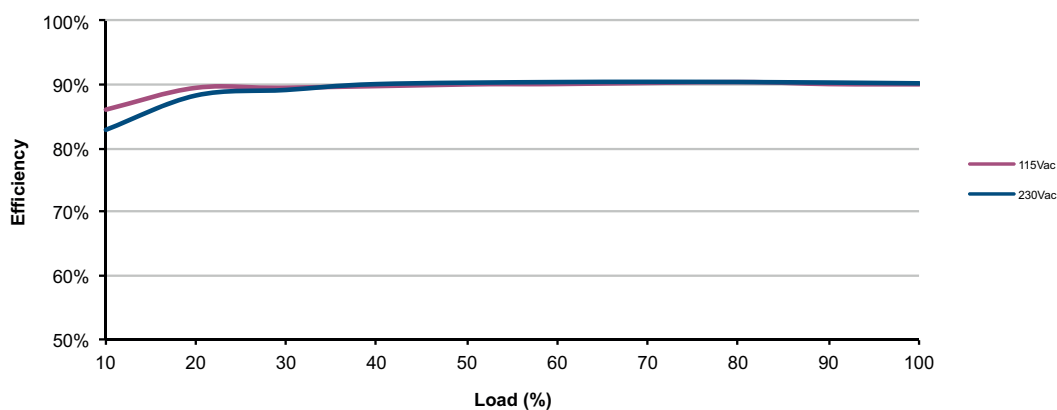
Characteristic	Minimum	Typical	Maximum	Units	Notes & Conditions
Efficiency		89		%	See Models and Ratings table and curves.
Isolation: Input to Output Input to Ground Output to Ground			3000	VAC	
			1500	VAC	
					Negative output is connected to ground
Switching Frequency		65		kHz	±10 kHz
Power Density			4.30	W/in <sup>3</sup>	
Mean Time Between Failure		>200		kHrs	MIL-HDBK-217F at 25 °C GB
Weight		0.54 (245)		lb (g)	

### Efficiency Curves

#### VEC50US12



#### VEC50US24



### EMC: Emissions

Phenomenon	Standard	Test Level	Notes & Conditions
Emissions	EN55032	Level B	Conducted & Radiated
Harmonic Current	EN61000-3-2	Class A	
Voltage Flicker	EN61000-3-3		

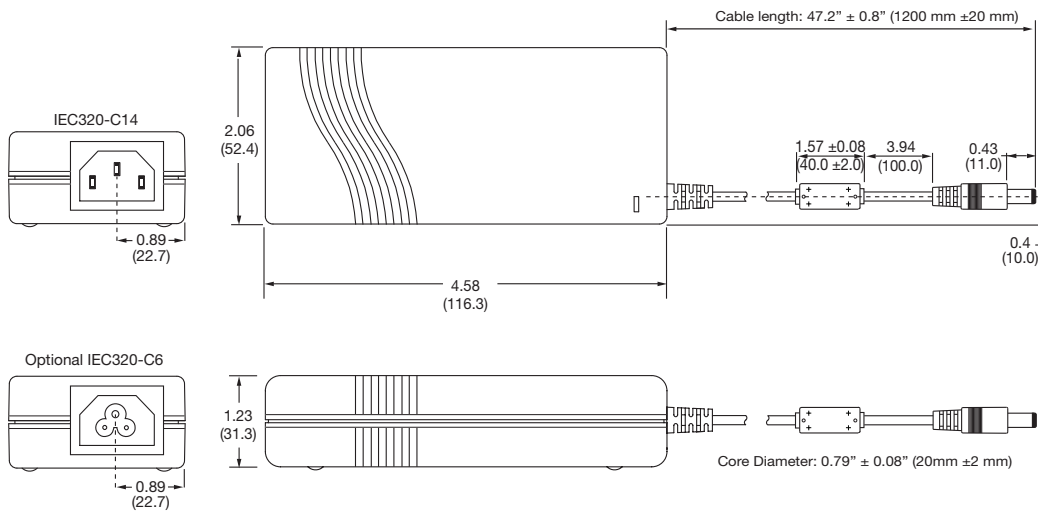
### EMC: Immunity

Phenomenon	Standard	Test Level	Criteria	Notes & Conditions
ESD	EN61000-4-2	±8 kV Air, ±4 kV contact	A	
Radiated	EN61000-4-3	3 V/m	A	
EFT/Burst	EN61000-4-4	3	A	
Surge	EN61000-4-5	Installation Class 3	A	
Conducted	EN61000-4-6	3 V	A	
Magnetic Fields	EN61000-4-8	3 A/m	A	
Dips and Interruptions	EN61000-4-11	Dip: 30% 500 ms	A/B	High Line/Low Line
		Dip: 60% 200 ms	A/B	High Line/Low Line
		Int: 100% 5000 ms	B	

### Safety Approvals

Safety Agency	Safety Standard	Notes & Conditions
UL/CSA	UL60950-1, UL62368-1	Approved at Limited Power Source (LPS)
TUV	EN60950-1, EN62368-1	
CB	IEC60950-1, IEC62368-1	
CCC	China Compulsory Certification, GB4943	
AU/NZ	AU/NZ 60950.1	

### Mechanical Details



Power Cord for C14 inlet, Order Part:  
 UK - UK-MAINS-IEC  
 European - EU-MAINS-IEC  
 US - US-MAINS-IEC

Power Cord for C6 inlet, Order Part:  
 UK - UK-MAINS-5  
 European - EU-MAINS-5  
 US - US-MAINS-5

### Notes

- All dimensions are shown in inches (mm), Tolerance is 0.04" (±1.0) max except output lead.
- Weight: 0.54 lbs (245 g) approx.
- Output connector is barrel type with 11 mm length, 5.5 mm dia. outer, 2.5 mm dia. inner with center + and outer shell - polarity.