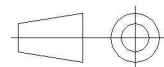
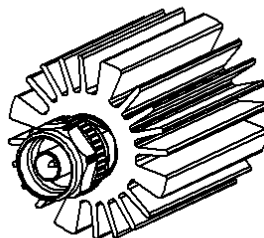
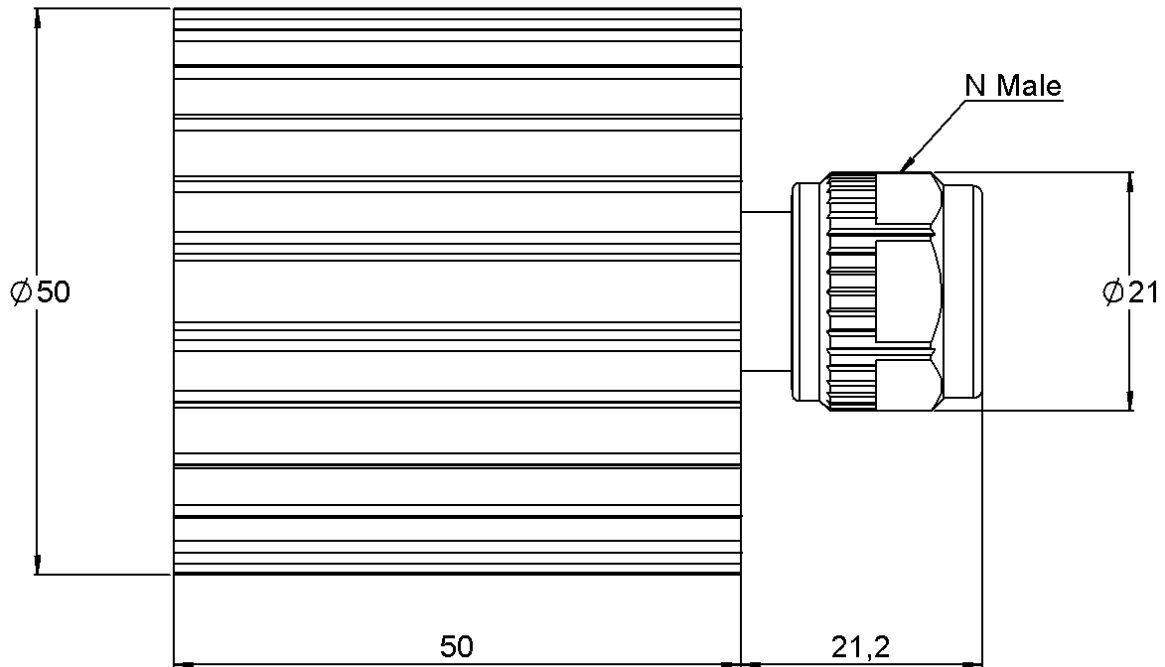


**COAXIAL TERMINATION N MALE**

**R404.750.000**

**6 GHZ 30W**

Series : **TERMINATION**



All dimensions are in mm.

COMPONENTS	MATERIALS	PLATING(μm)
<b>BODY</b>	STAINLESS STEEL	PASSIVATED
<b>CENTER CONTACT</b>	BERYLLIUM COPPER	GOLD 0.5 OVER NICKEL PHOSPHORUS 2
<b>OUTER CONTACT</b>	STAINLESS STEEL	PASSIVATED
<b>INSULATOR</b>	PTFE	
<b>GASKET</b>	SILICONE RUBBER	
<b>SUBSTRATE</b>	ALUMINIUM NITRIDE	
<b>RESISTOR</b>	THICK FILM	
<b>OTHERS PARTS</b>	ALUMINIUM	BLACK ANODIZATION

**Issue : 1410 A**

In the effort to improve our products, we reserve the right to make changes judged to be necessary.

**RADIALL** 

**COAXIAL TERMINATION N MALE**

**R404.750.000**

**6 GHZ 30W**

Series : **TERMINATION**

**ELECTRICAL CHARACTERISTICS**

Frequency (GHz)	DC - 3	3 - 6
V.S.W.R (≤)	1.20	1.30

Operating Frequency Range	DC - 6	GHz
Impedance	50	Ω
DC Resistance	50	Ω ± 5%
Peak power at 25°C (1μs, 1%)	2000	W
Average power at 25°C	30	W (Free Air Cooled)
		W (Conduction Cooled)

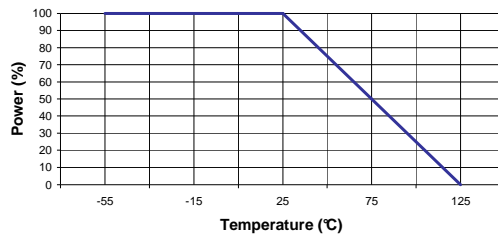
**MECHANICAL CHARACTERISTICS**

Connectors	N	Male	MIL C39012
Weight	197,0000 g		

**ENVIRONMENTAL CHARACTERISTICS**

Operating temperature range	-55/+125 °C
Storage temperature range	-55/+125 °C

Power derating Versus temperature



**SPECIFICATION**

**OTHER CHARACTERISTICS**

MOUNTED WITH VERTICAL COOLING FINS AND NATURAL CONVECTION

Issue : 1410 A

In the effort to improve our products, we reserve the right to make changes judged to be necessary.

