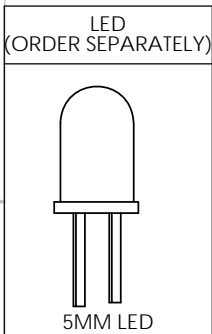


NOTES:

1. ROHS COMPLIANT
2. MATERIAL:
 PANEL CONNECTOR - THERMOPLASTIC, WHITE, UL RATING 94-V0
 HEADER CONNECTOR - POLYESTER, UL RATING 94-V0
 LENS - POLYCARBONATE - UL RATING 94-V2
 MOISTURE SEAL - EPDM
 LOCK WASHER - STEEL, NICKEL PLATE
 TERMINALS - PHOSPHOR BRONZE, TIN PLATE
 WIRE - 24 AWG 1007/1569
3. MOUNTING: HOLE SIZE .313" (7.9mm) OPENING ON 1/2" CENTERS (12.7mm)
4. PANEL THICKNESS: UP TO .125" (3.18mm) MAX
5. LED LEAD LENGTH: .250" +/- .01 (6.35mm +/- .254)
6. FOR STANDARD DRY APPLICATIONS USE CMC 441, FOR WET OR DRY APPLICATIONS USE CMS 442 (MEETS NEMA 6P/ IP67)
7. LABEL TEXT: "CNX 410 XXX; XXX0 Ohms"
8. U.S AND FOREIGN PATENT ISSUED

REVISIONS					
ECN #	REV.	DESCRIPTION	DATE	INITIALS	CHK'D
425	000	REVISED PER ECR 032112ED01	5/1/12	KH	ED

CABLE ORDERING CODE EXAMPLE: **CNX 410 056 E02 4 1 08** * CALL FACTORY FOR ADDITIONAL OPTIONS



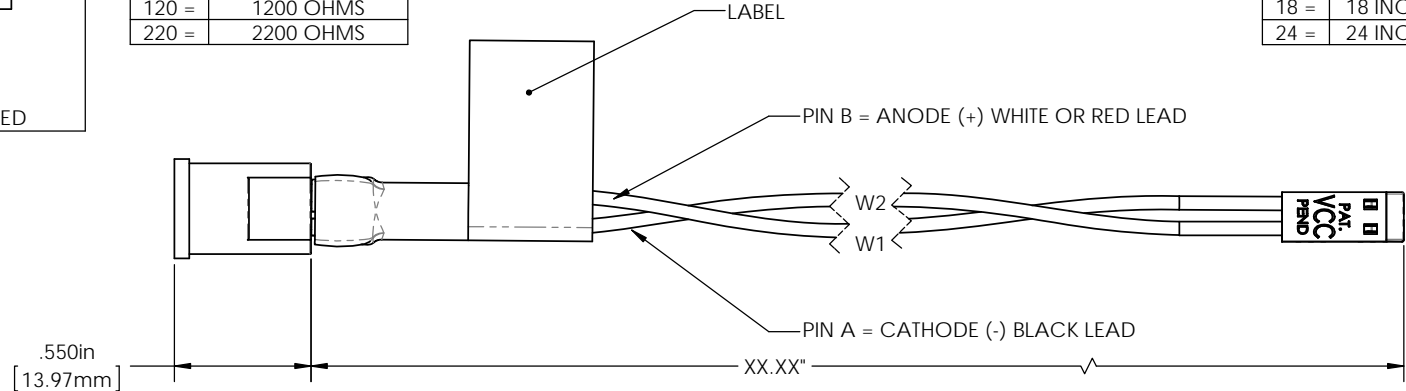
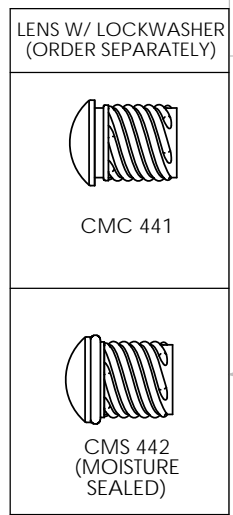
RESISTOR *	
012 =	120 OHMS
018 =	180 OHMS
033 =	330 OHMS
056 =	560 OHMS
120 =	1200 OHMS
220 =	2200 OHMS

TERMINATION *	
X =	STRIPPED END
E =	SINGLE ROW LOCKING HEADER

WIRE SIZE *	
4 =	24 AWG

WIRE COLOR *	
1 =	WHITE - BLACK
2 =	RED - BLACK

WIRE LENGTH *	
04 =	4 INCHES (101.6mm)
06 =	6 INCHES (152.4mm)
08 =	8 INCHES (203.2mm)
12 =	12 INCHES (304.8mm)
18 =	18 INCHES (457.2mm)
24 =	24 INCHES (609.6mm)



DIMENSION STYLE: INCHES / MM GENERAL TOLERANCES UNLESS OTHERWISE SPECIFIED: INCHES ±.500 MM ± 12.7	APPROVAL	DATE
	DRAWN KHOWARD	5/1/12
 THIRD ANGLE PROJECTION PROPRIETARY AND CONFIDENTIAL THE INFORMATION CONTAINED IN THIS DRAWING IS THE SOLE PROPERTY OF VISUAL COMMUNICATIONS COMPANY, INC. ANY REPRODUCTION IN PART OR AS A WHOLE WITHOUT THE WRITTEN PERMISSION OF VISUAL COMMUNICATIONS COMPANY, INC IS PROHIBITED.	CHECKED EDEGUZMAN	5/2/12
	MATERIAL	SEE NOTES
FINISH	N/A	
DO NOT SCALE DRAWING		

12780 DANIELSON CT, SUITE A, POWAY, CA 92064 U.S.A
PHONE: (800) 522-5546 EMAIL: vccsales@vccllite.com

TITLE: **CNX 410 CABLE ASSEMBLY**

SIZE	DWG. NO.	REV
B	CNX 410 XXX ASSY	000

SCALE: 2:1 SHEET 1 OF 1