


MPS-02-7.70-01-L-V



MPS-06-7.70-01-L-V

(5.00 mm) .1969"

MPS SERIES

30 A DUAL LEAF SOCKET

SPECIFICATIONS

For complete specifications see www.samtec.com?MPT

Insulator Material:

Black LCP

Terminal Material:

Copper Alloy

Plating:

Sn or Au over

50 μ" (1.27 μm) Ni

Operating Temp Range:

-55 °C to +105 °C with Tin;

-55 °C to +125 °C with Gold

Voltage Rating:

575 VAC/812 VDC

Standard Creepage:

(2.86 mm) .113"

Standard Clearance:

(2.71 mm) .106"

RoHS Compliant:

Yes

Lead-Free Solderable:

Yes

Mates with:
MPT

MPT-V/MPS-V	
POWER PINS	CURRENT RATING (PER CONTACT)
1	28.8 A
2	24.7 A
3	24.1 A
4	22.3 A
8	18.5 A
-T PLATING	

Dual leaf blade contacts

5.00 mm pitch

14 mm stack height

Polarized guide posts

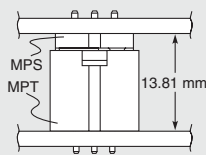
Mate available for perpendicular board mating

RECOGNITIONS

For complete scope of recognitions see www.samtec.com/quality



MATED HEIGHT



OTHER SOLUTIONS

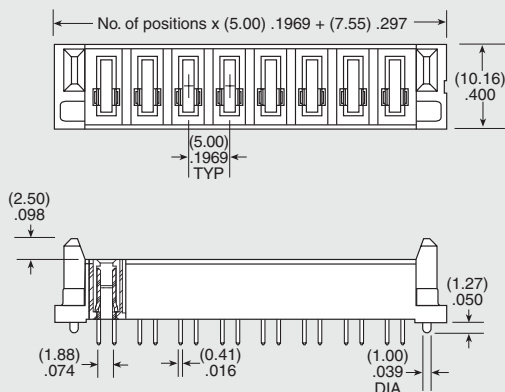
- Power/Signal combination Headers (see MPSC Series)
- High Power Headers (see PES Series)

ALSO AVAILABLE (MOQ Required)

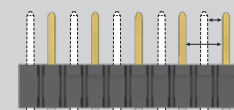
- Other sizes
- Locking Clip (Manual placement required)

Note: Some sizes, styles and options are non-standard, non-returnable.

MPS	POWER PINS	LEAD STYLE	TAIL LENGTH	PLATING OPTION	V
	-02, -03, -04, -06, -08	-7.70 = (7.70 mm) .303"	-01 = Use with (1.60 mm) .062" Thick PCB -03 = Use with (2.36 mm) .093" Thick PCB	-L = 10 μ" (0.25 μm) Gold on contact, Matte Tin on tail -T = Matte Tin	



CREEPAGE AND CLEARANCE



Selectively loading contacts achieves customer specific creepage and clearance requirements.
Contact asp@samtec.com

Due to technical progress, all designs, specifications and components are subject to change without notice.

WWW.SAMTEC.COM

All parts within this catalog are built to Samtec's specifications.
Customer specific requirements must be approved by Samtec and identified in a Samtec customer-specific drawing to apply.