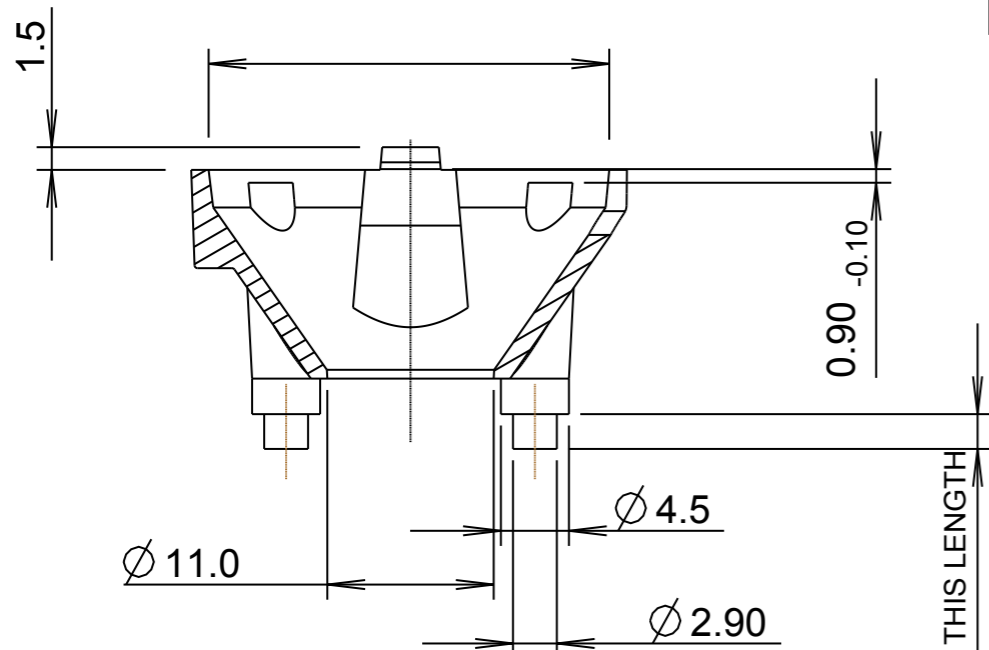
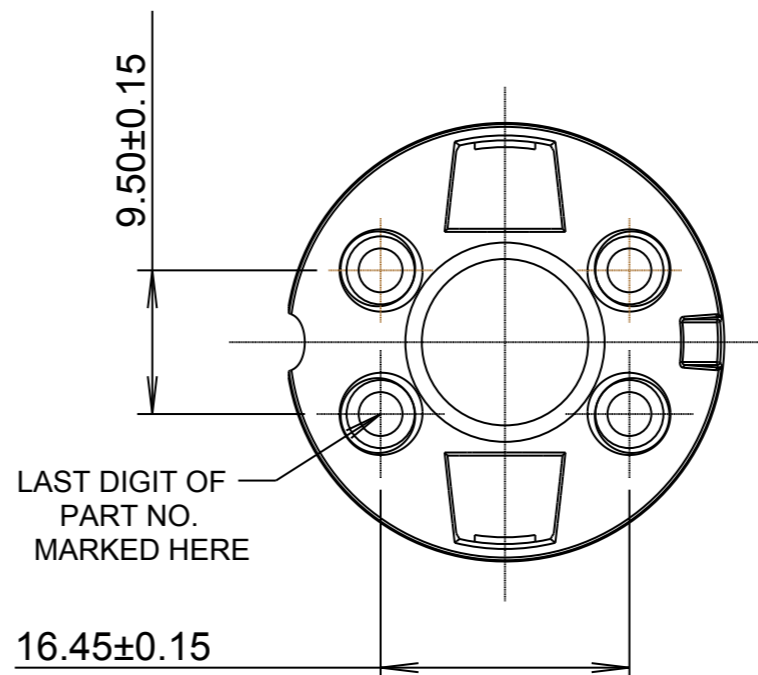
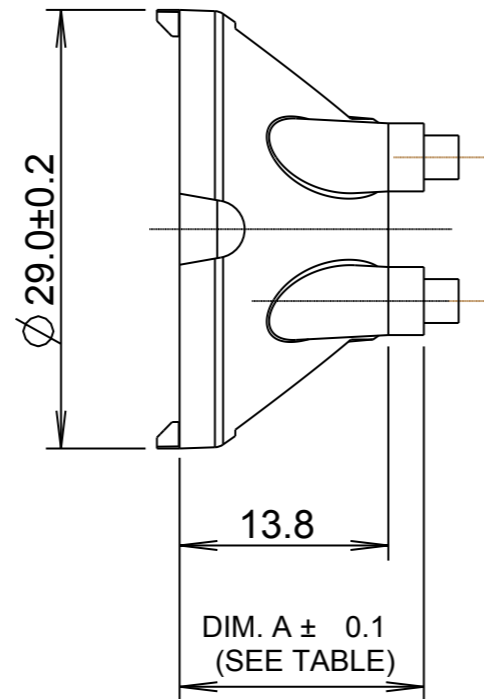
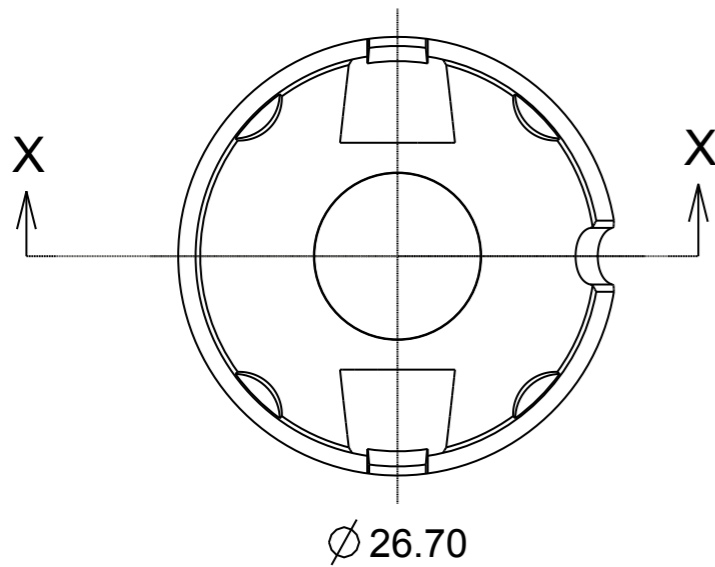



CUSTOMER DRAWING

©2009 CARCLO
ALL DIMENSIONS IN mm



SECTION X-X



**GENERAL 3D VIEW
SCALE 1:1**

- NOTES:-**
 1. MATERIAL: POLYCARBONATE
 2. COLOUR: SEE TABLE ON SEPERATE SHEET

DIM. B (SEE TABLE)
ZERO DRAFT OVER THIS LENGTH

ISS.	DATE	E.C.N.	DESCRIPTION
1	04-June-07		FIRST ISSUE
2	27-Nov-07		LEG LENGTH TABLE ADDED
3	6-Aug-08		EXTRA LEG LENGTHS ADDED TO TABLE
4	16-Oct-08	10/08/1232	DRAFT INCREASED TO 7° ON INSIDE DIAMETER
5	07-Apr-10	04/10/1268	CLEAR PART NOS ADDED TO TABLE
6	14-May-10	05/10/1272	Legs lengthened for P4 LED to 16.2



CARCLO TECHNICAL PLASTICS (SLOUGH) LTD.
 111 BUCKINGHAM AVE, SLOUGH
 SL1 4PF, ENGLAND
 TEL: +44 1753 575011 FAX: +44 1753 811359
 email: design@coil.co.uk

GENERAL TOLERANCES (UNLESS STATED)

LINEAR		ANGULAR	
X	+/- 0.25	X	+/- 1°
X.X	+/- 0.1	X.X	+/- 0.5°
X.XX	+/- 0.05	X.XX	+/- 0.1°

CUSTOMER

TITLE

**26.5MM DIA OPTIC
4 LEG HOLDER**

DRAWN MK DATE 06-June-07

CHK'D MB DATE 06-June-07

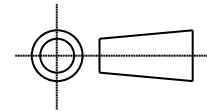
APP'D AD DATE 20-June-07

SCALE 2:1 COIL PART No. SEE TABLE ON SEPERATE SHEET

SIZE A3 COIL DRG. No. 60475 SHEET 1 OF 3

ISS.	DATE	E.C.N.	DESCRIPTION
6	14-May-10	05/10/1272	Leg length altered for P4 holder. altered to 16.2

© 2009 CTP-COIL
ALL DIMENSIONS IN mm



CARCLO TECHNICAL PLASTICS (SLOUGH)
111 BUCKINGHAM AVE, SLOUGH
SL1 4PF, ENGLAND
TEL: +44 1753 575011 FAX: +44 1753 811359
e-mail: design@carclo-optics.com

PCB LAYOUT DIAGRAM



GENERAL TOLERANCES (UNLESS STATED)

LINEAR	ANGULAR
X +/- 0.25	X +/- 1°
X.X +/- 0.1	X.X +/- 0.5°
X.XX +/- 0.05	X.XX +/- 0.1°

CUSTOMER
CARCLO

TITLE
26.5MM DIA OPTIC
4 LEG HOLDER

DRAWN PT DATE 14-MAY-10

CHK'D MB DATE 17-MAY-10

APP'D MB DATE 17-MAY-10

SCALE 5:1 CARCLO PART No. SEE TABLE ON SEPERATE SHEET

SIZE A4 CARCLO DRG. No. 60475 SHEET 2 OF 3



©2009 CARCLO
ALL DIMENSIONS IN mm

NOT ALL PARTS ARE AVAILABLE FROM STOCK.
SOME PARTS ARE SPECIAL ORDER ONLY.

PLEASE CONTACT CARCLO FOR CURRENT AVAILABILITY

PART NUMBERS									
	WHITE HOLDERS			BLACK HOLDERS			CLEAR HOLDERS		
DIM A	DIM. B 4.3 mm	DIM. B 2.0 mm	DIM. B 0.8 mm	DIM. B 4.3 mm	DIM. B 2.0 mm	DIM. B 0.8 mm	DIM. B 4.3 mm	DIM. B 2.0 mm	DIM. B 0.8 mm
14.0	10440	10450	10460	10470	10480	10490	12020	12030	12040
14.2	10441	10451	10461	10471	10481	10491	12021	12031	12041
14.4	10442	10452	10462	10472	10482	10492	12022	12032	12042
14.6	10443	10453	10463	10473	10483	10493	12023	12033	12043
14.8	10444	10454	10464	10474	10484	10494	12024	12034	12044
15.0	10445	10455	10465	10475	10485	10495	12025	12035	12045
15.2	10446	10456	10466	10476	10486	10496	12026	12036	12046
15.4	10447	10457	10467	10477	10487	10497	12027	12037	12047
15.6	10448	10458	10468	10478	10488	10498	12028	12038	12048
15.8	10449	10459	10469	10479	10489	10499	12029	12039	12049
16.0	12050	12051	12052	12053	12054	12055	12056	12057	12058
16.2	12059	12060	12061	12062	12063	12064	12065	12066	12067

ISS.	DATE	E.C.N.	DESCRIPTION
1	04-June-07		FIRST ISSUE
2	27-Nov-07		LEG LENGTH TABLE ADDED
3	6-Aug-08		EXTRA LEG LENGTHS ADDED TO TABLE
4	16-Oct-08	10/08/1232	DRAFT INCREASED TO 7° ON INSIDE DIAMETER
5	07-Apr-10	04/10/1268	CLEAR PART NOS ADDED TO TABLE
6	14-MAY-10	05/10/1272	LEG LENGTH ALTERED FOR P4 HOLDER. LENGTHENED TO 16.2



CARCLO TECHNICAL PLASTICS (SLOUGH)
111 BUCKINGHAM AVE, SLOUGH
SL1 4PF, ENGLAND
TEL: +44 1753 575011 FAX: +44 1753 811359
email: design@carclo-optics.com

GENERAL TOLERANCES (UNLESS STATED)

LINEAR	ANGULAR
X +/- 0.25	X +/- 1°
X.X +/- 0.1	X.X +/- 0.5°
X.XX +/- 0.05	X.XX +/- 0.1°

CUSTOMER

CARCLO

TITLE

26.5MM DIA OPTIC
4 LEG HOLDER

DRAWN	DATE
PT	14-MAY-10

CHK'D	DATE
MB	17-MAY-10

APP'D	DATE
MB	17-MAY-10

SCALE	CARCLO PART No.
2:1	SEE TABLE

SIZE	CARCLO DRG. No.	SHEET
A3	60475	3 OF 3