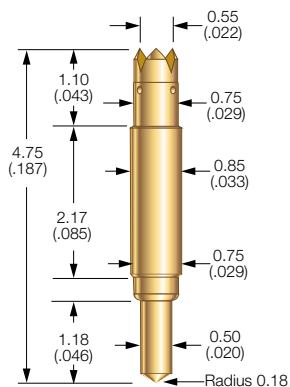
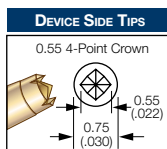


1.00MM & 1.27MM PITCH Semiconductor Probes

623-0117 PROBE



PROBE SPECIFICATIONS

Minimum Device Pitch: 1.00mm (.039)
Signal Path Length: 3.90mm (.154)
Force per Contact: 35.5g (1.25 oz.) @ 0.85mm (.033) travel
Device Compliance: 0.45mm (.018)
DUT Board Compliance: 0.40mm (.016)
Operating Temperature: -55°C to 120°C
Insertions: > 500,000

MATERIALS

Barrel: Phosphorous bronze, gold plating
Spring: Music wire, gold plated
Device Side Contact: Full-hard beryllium copper, gold plated
Board Side Contact: Full-hard beryllium copper, gold plated

ELECTRICAL SPECIFICATIONS

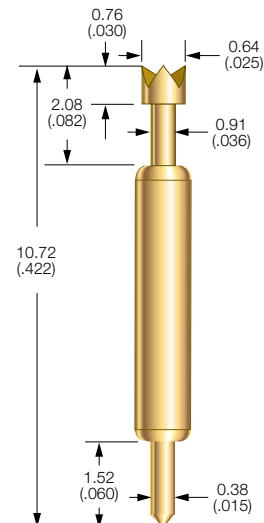
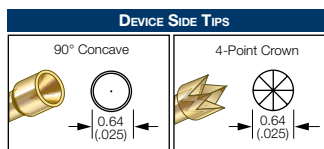
Typical Resistance: < 60 mΩ
Current Carrying Capacity: 3 amps continuous
 (Current DC carry capability @ 80° C steady state)
Pattern 2a: R S R @ 1.27mm pitch
Characteristic Impedance: 43 Ω
Time Delay: 24 pSec
Loop Inductance: 1.02 nH
Signal Pin to Return Capacitance: 0.56 pF
-1 dB Insertion Loss Bandwidth: > 20 GHz

HOW TO ORDER

Part No.	Device Side Tip	PCB Side Tip
623-0117-02	0.55 4-pt Crown	Conical

Prolonged exposure of greater than one hour reduces the maximum operating temperature of music wire springs to 85°C.

100785 PROBE



PROBE SPECIFICATIONS

Minimum Device Pitch: 1.27mm (.050)
Signal Path Length: 9.2mm (.362)
Force per Contact: 42.5g (1.5 oz.) @ 1.52mm (.060) travel
Device Compliance: 0.76mm (.030)
DUT Board Compliance: 0.76mm (.030)
Operating Temperature: -55°C to 150°C
Insertions: > 250,000

MATERIALS

Barrel: Full-hard beryllium copper, gold plated
Spring: Stainless steel, gold plated
Device Side Contact: Full-hard beryllium copper, gold plated
Board Side Contact: Full-hard beryllium copper, gold plated

ELECTRICAL SPECIFICATIONS

Typical Resistance: < 50 mΩ
Carrying Capacity: 3 amps continuous
 (Current DC carry capability @ 80° C steady state)
Pattern 2a: R S R @ 1.27mm pitch
Characteristic Impedance: 41 Ω
Time Delay: 47 pSec
Loop Inductance: 1.93 nH
Signal Pin to Return Capacitance: 1.15 pF
-1 dB Insertion Loss Bandwidth: > 16.2 GHz

HOW TO ORDER

Part No.	Device Side Tip	PCB Side Tip
100785-002	.064 4-pt. Crown	Conical
100785-003	90° Concave	Conical

Specifications subject to change without notice. Dimensions in millimeters (inches)