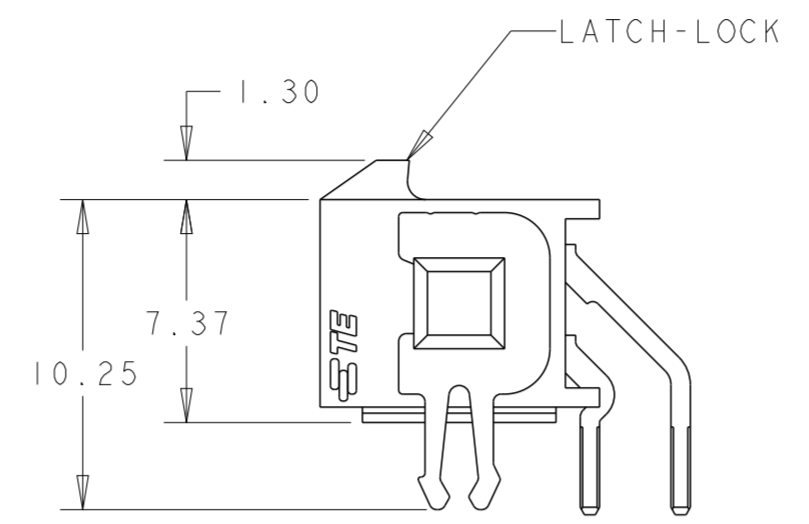
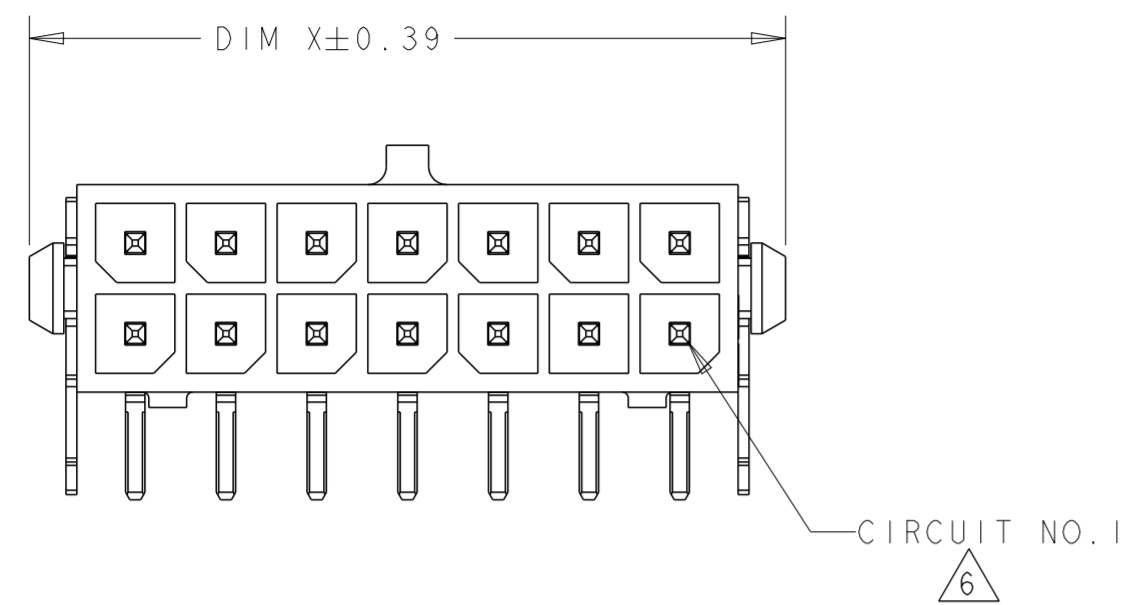
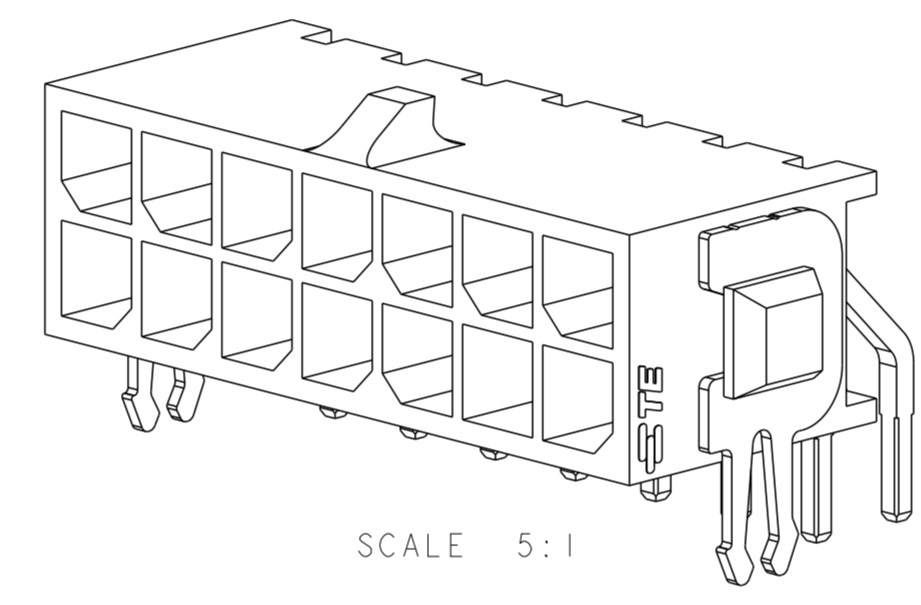
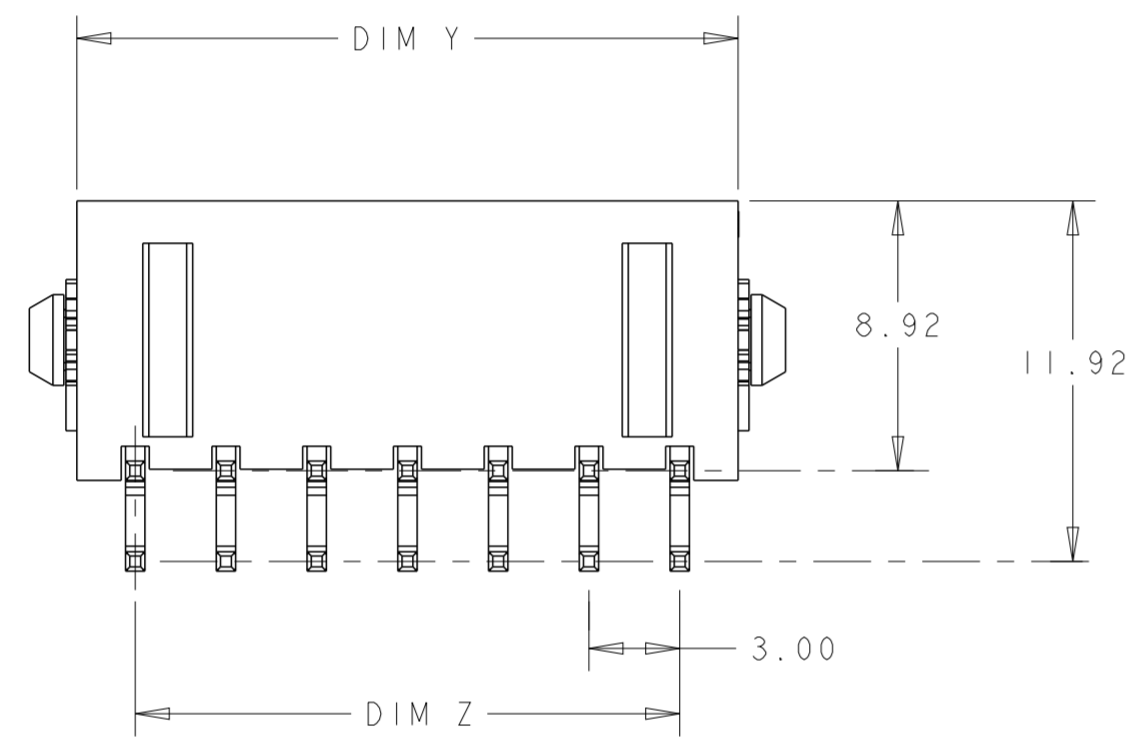


THIS DRAWING IS UNPUBLISHED. RELEASED FOR PUBLICATION 20  
 © COPYRIGHT 20 BY - ALL RIGHTS RESERVED.

REVISIONS					
P	LTR	DESCRIPTION	DATE	DWN	APVD
	G1	REVISED PER ECR-16-011494	22JUN2017	NK	CX

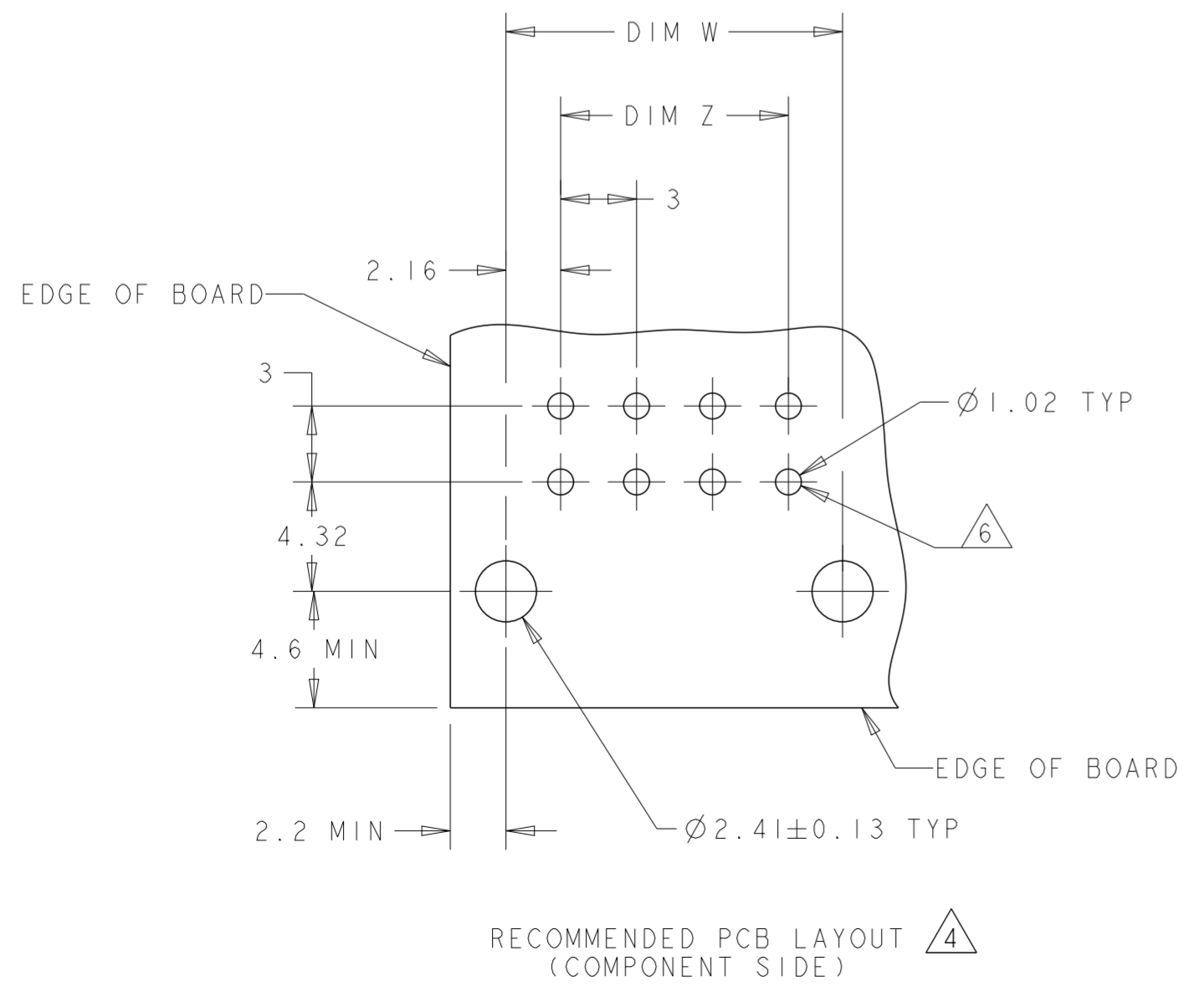


- 1 MATERIAL;  
CONTACTS - BRASS.  
HOUSING - UL 94V-0 RATED HIGH TEMP NYLON, COLOR; BLACK.
- 2 PLATING;  
CONTACTS - 0.76µm MINIMUM GOLD OVER 2.54µm MINIMUM NICKEL ON MATING AREA. 2.54µm TIN-LEAD MINIMUM OVER 2.54µm NICKEL MINIMUM ON SOLDER TAILS.  
HOLDDOWNS - 2.54µm TIN-LEAD.
- 4 RECOMMENDED PC BOARD THICKNESS OF 1.57.
- 5 PLATING;  
CONTACTS - 0.76µm MINIMUM GOLD OVER 2.54µm MINIMUM NICKEL ON MATING AREA. 2.54µm MATTE TIN MINIMUM OVER 2.54µm NICKEL MINIMUM ON SOLDER TAILS.  
HOLDDOWNS - 2.54µm MATTE TIN.
- 6 CIRCUIT NUMBER 1 IS LOCATED AT THE BOTTOM RIGHT WITH THE LATCH-LOCK ON TOP LOOKING INTO THE CAVITIES



<span style="border: 1px solid black; padding: 2px;">5</span>	36.86	37.30	33.00	40.00	24	5-794679-4
<span style="border: 1px solid black; padding: 2px;">5</span>	33.86	34.30	30.00	37.00	22	5-794679-2
<span style="border: 1px solid black; padding: 2px;">5</span>	30.86	31.30	27.00	34.00	20	5-794679-0
<span style="border: 1px solid black; padding: 2px;">5</span>	27.86	28.30	24.00	31.00	18	4-794679-8
<span style="border: 1px solid black; padding: 2px;">5</span>	24.86	25.30	21.00	28.00	16	4-794679-6
<span style="border: 1px solid black; padding: 2px;">5</span>	21.86	22.30	18.00	25.00	14	4-794679-4
<span style="border: 1px solid black; padding: 2px;">5</span>	18.86	19.30	15.00	22.00	12	4-794679-2
<span style="border: 1px solid black; padding: 2px;">5</span>	15.86	16.30	12.00	19.00	10	4-794679-0
<span style="border: 1px solid black; padding: 2px;">5</span>	12.86	13.30	9.00	16.00	8	3-794679-8
<span style="border: 1px solid black; padding: 2px;">5</span>	9.86	10.30	6.00	13.00	6	3-794679-6
<span style="border: 1px solid black; padding: 2px;">5</span>	6.86	7.30	3.00	10.00	4	3-794679-4
<span style="border: 1px solid black; padding: 2px;">5</span>	3.86	4.30	-	7.00	2	3-794679-2

SUPERSEDED BY 5-794679-4	<span style="border: 1px solid black; padding: 2px;">2</span>	36.86	37.30	33.00	40.00	24	<del>2-794679-4</del>
SUPERSEDED BY 5-794679-2	<span style="border: 1px solid black; padding: 2px;">2</span>	33.86	34.30	30.00	37.00	22	<del>2-794679-2</del>
SUPERSEDED BY 5-794679-0	<span style="border: 1px solid black; padding: 2px;">2</span>	30.86	31.30	27.00	34.00	20	<del>2-794679-0</del>
SUPERSEDED BY 4-794679-8	<span style="border: 1px solid black; padding: 2px;">2</span>	27.86	28.30	24.00	31.00	18	<del>+794679-8</del>
SUPERSEDED BY 4-794679-6	<span style="border: 1px solid black; padding: 2px;">2</span>	24.86	25.30	21.00	28.00	16	<del>+794679-6</del>
SUPERSEDED BY 4-794679-4	<span style="border: 1px solid black; padding: 2px;">2</span>	21.86	22.30	18.00	25.00	14	<del>+794679-4</del>
SUPERSEDED BY 4-794679-2	<span style="border: 1px solid black; padding: 2px;">2</span>	18.86	19.30	15.00	22.00	12	<del>+794679-2</del>
SUPERSEDED BY 4-794679-0	<span style="border: 1px solid black; padding: 2px;">2</span>	15.86	16.30	12.00	19.00	10	<del>+794679-0</del>
SUPERSEDED BY 3-794679-8	<span style="border: 1px solid black; padding: 2px;">2</span>	12.86	13.30	9.00	16.00	8	<del>794679-8</del>
SUPERSEDED BY 3-794679-6	<span style="border: 1px solid black; padding: 2px;">2</span>	9.86	10.30	6.00	13.00	6	<del>794679-6</del>
SUPERSEDED BY 3-794679-4	<span style="border: 1px solid black; padding: 2px;">2</span>	6.86	7.30	3.00	10.00	4	<del>794679-4</del>
SUPERSEDED BY 3-794679-2	<span style="border: 1px solid black; padding: 2px;">2</span>	3.86	4.30	-	7.00	2	<del>794679-2</del>



THIS DRAWING IS A CONTROLLED DOCUMENT.		DWN B. HAYMAKER 12AUG99	TE Connectivity		
DIMENSIONS: mm		CHK K. COBLE 12AUG99			
TOLERANCES UNLESS OTHERWISE SPECIFIED:		APVD K. COBLE 12AUG99	NAME THRU-HOLE, RIGHT ANGLE, 30 GOLD HEADER, MECHANICAL BOARDLOCK, DUAL ROW, MICRO MATE-N-LOK™		
0 PLC ±		PRODUCT SPEC	SIZE		
1 PLC ±		APPLICATION SPEC	CAGE CODE		
2 PLC ±0.13		WEIGHT	DRAWING NO		
3 PLC ±		CUSTOMER DRAWING	A200779C-794679		
4 PLC ±		SCALE 4:1	SHEET OF		
ANGLES ±		RESTRICTED TO	REV G1		
FINISH		SEE TABLE			