

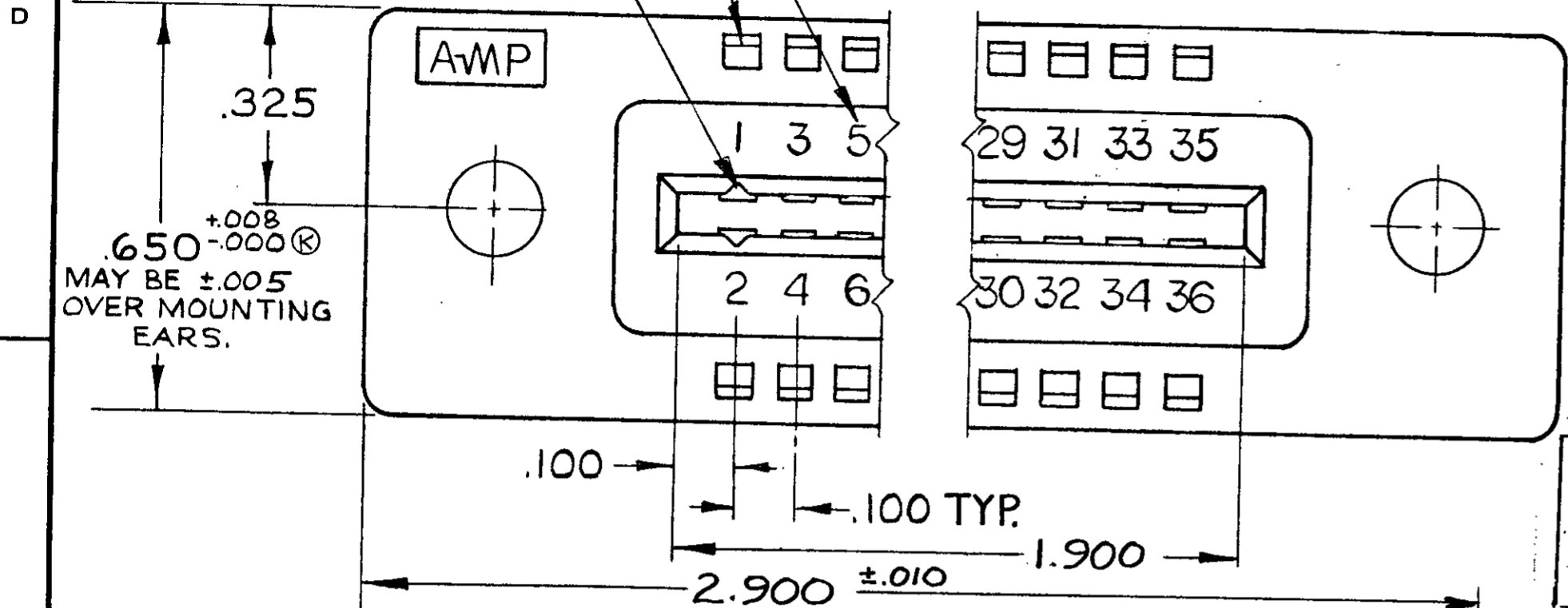
© 1967 BY AMP INCORPORATED. ALL RIGHTS RESERVED. AMP PRODUCTS COVERED BY PATENTS AND/OR PATENTS PENDING. APPROVED PER GOVT CONTRACT NO.

LOCATION FOR AMP-TAB FEMALE CONTACT

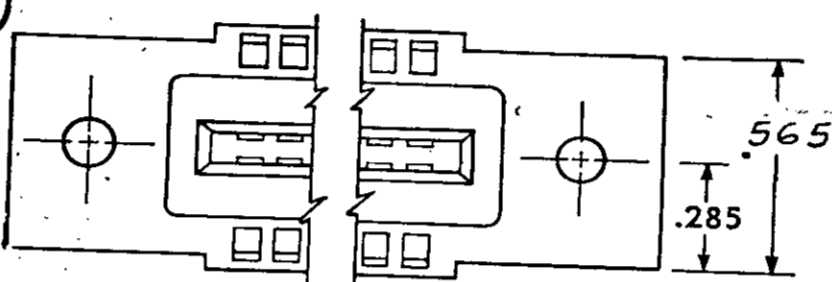
CAVITY IDENTIFICATION ON P/N (I)-582587-T ONLY.

(I)-582587-1. SAME AS -1 EXCEPT TO HAVE CAVITY IDENT. ON TOP SURFACE OF HOUSING.

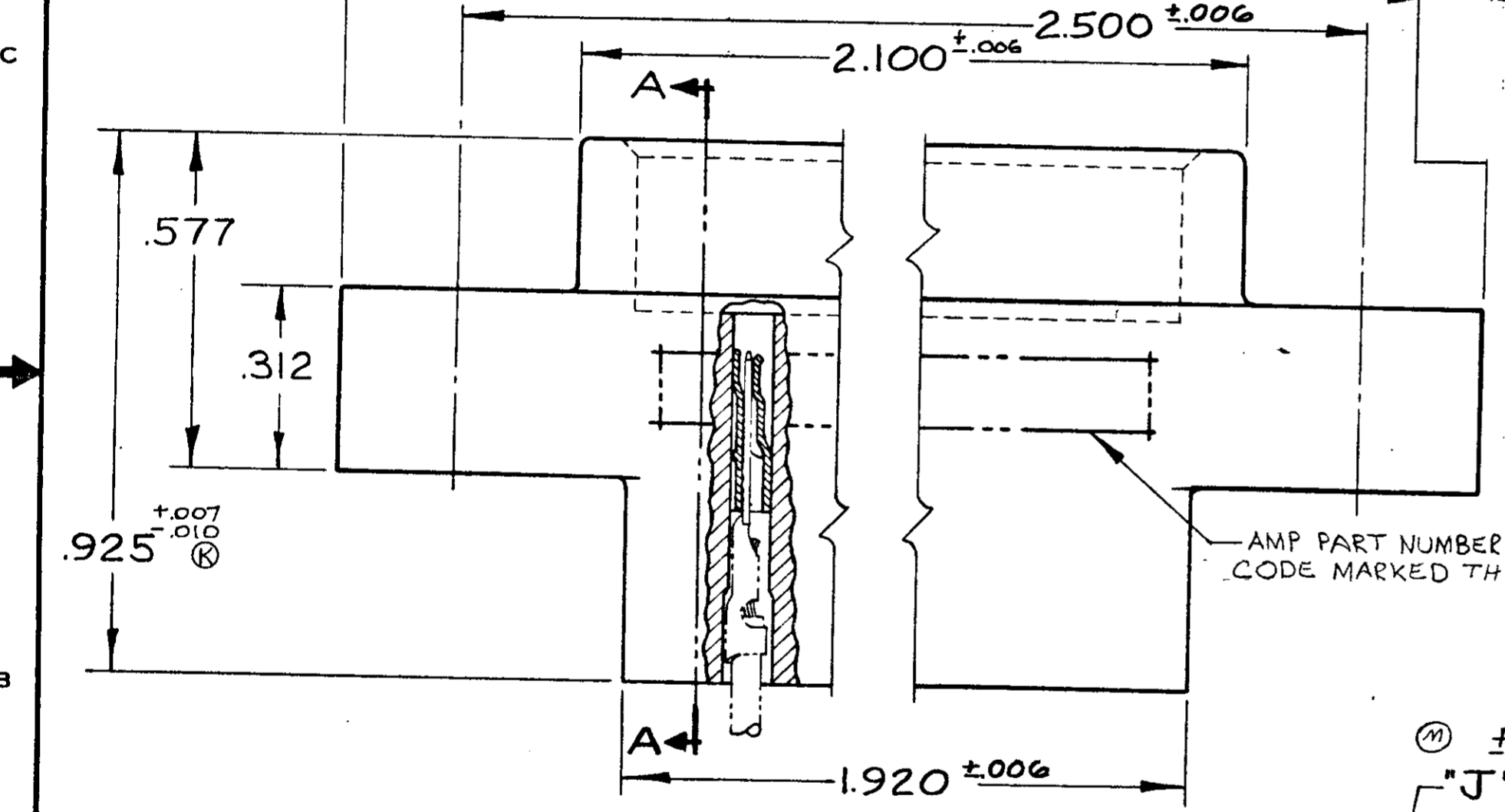
ZONE		LTR		DESCRIPTION	DATE	APPROVED
				ECO-08-020973	PY 11-08	JW



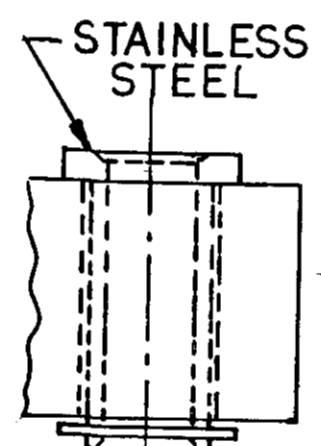
582587-1 1. AS SHOWN "J" DIA. HOLES = .128  
 OBS 582587-2 1. SAME AS -1 EXCEPT: "J" DIA. HOLES = .156



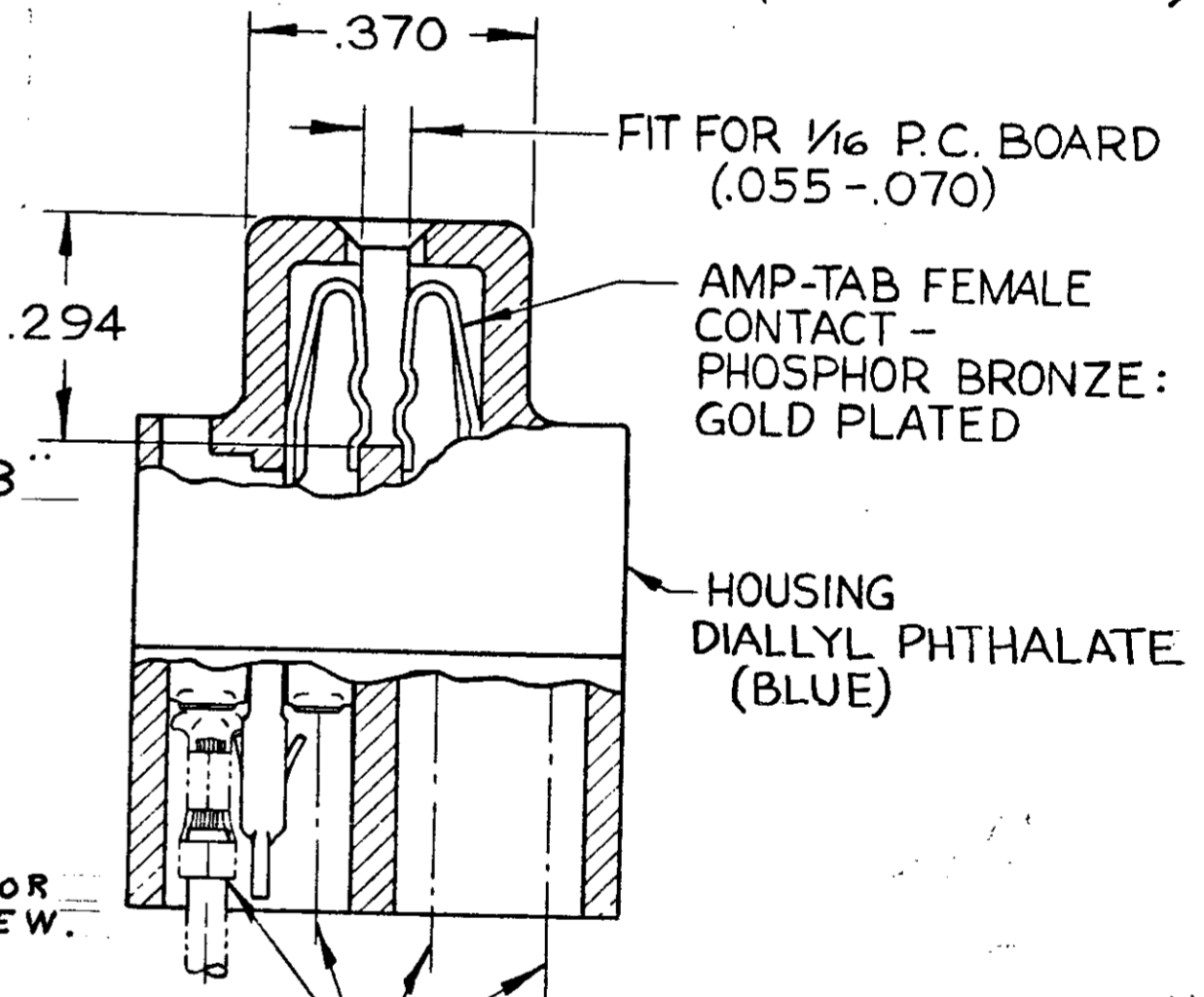
4. SAME AS -1 EXCEPT: OBSOLETE FLOATING BUSHINGS. (SEE DETAIL "B")  
 5. SAME AS -1 EXCEPT: FLOATING BUSHINGS. (SEE DETAIL "C")



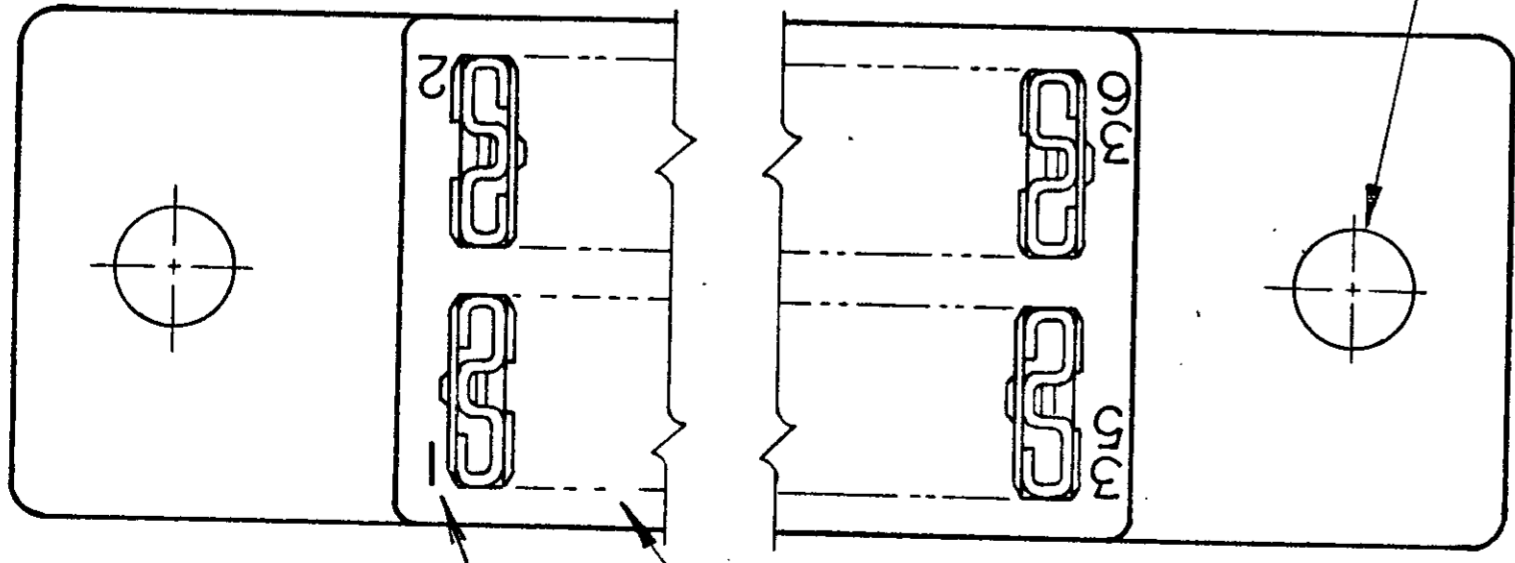
ALTERNATE MOUNTING EAR CONFIGURATION



FIT FOR #4-40 SCREW -4 ONLY



SECTION A-A



DETAIL "C" -5 ONLY

±.003 "J" DIA. HOLES

CLEARANCE FOR #4-40 SCREW.

▲ GROOVES FOR "ON CONTACT KEYING" AMP'S OPTION DEPENDING ON METHOD OF MANUFACTURE. FOR "ON CONTACT" KEYING USE KEYING PLUG P/N 583487-1. (MUST BE ORDERED SEPARATELY.)  
 ▲ MOUNTING EAR CONFIGURATION AMP'S OPTION DEPENDS ON METHOD OF MANUFACTURE.

CIRCUIT CAVITY IDENTIFICATION MARKING PER MIL-C-21097 MARK FIRST 5 POSITIONS NEXT 5 POSITIONS PLAIN

3. LASER MARKING ACCEPTABLE FOR ALL MARKING

UNLESS OTHERWISE SPECIFIED DIMENSIONS ARE IN INCHES TOLERANCES ON		CONTRACT NO.		AMP INCORPORATED HARRISBURG, PENNSYLVANIA	
FRACTIONS	DECIMALS	ANGLES	DR	DATE	NAME
±	±.005	±	<i>J. Asick</i>	12-16-66	AMP
MATERIAL	HEAT TREAT	FINISH	CHK	DATE	18 POSITION AMP-TAB CONNECTOR .100 CENTERS QUAD.
SEE CALLOUT	—	SEE CALLOUT	<i>W. Burns</i>	1-5-67	
			DSGN ENGR	DATE	
			APPD	DATE	
			<i>S. Kaufman</i>	1-10-67	
			DSGN APPD	DATE	
			<i>R. Showman</i>	1/10/67	
			OTHER APPD		
SCALE	CODE IDENT NO	NUMBER	REV		
4-1	C 00779	582587	T		
WT	CALC	ACTUAL	SHEET		

NUMBER CUS. 582587