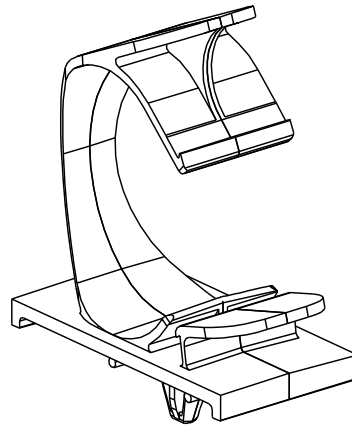
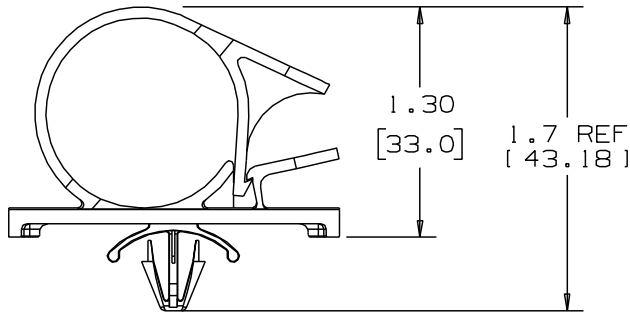
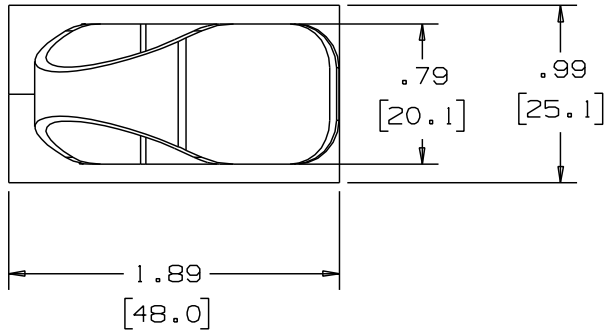


THIS COPY IS PROVIDED ON A RESTRICTED BASIS AND IS NOT TO BE USED IN ANY WAY DETRIMENTAL TO THE INTERESTS OF PANDUIT CORP.



PANDUIT PART NUMBER*	MAXIMUM CABLE DIA. in. (mm)	WEIGHT lbs. (g)/100pcs	HOLE SIZE DIA. RANGE	PANEL THK. RANGE
LWC100-H25	1.0 (25.4)	1.53 (695)	3/16" - 1/4" [5-6]	0.025-0.105 [0.6-2.7]

NOTES:
 1) SEE www.panduit.com FOR CURRENT PART NUMBER SUFFIX DESIGNATION AND FOR PACKAGE SIZE AND PART COLOR.

DIMENSIONS IN BRACKETS ARE METRIC (mm)

REV	DATE	BY	CHK	APR	DESCRIPTION	ECN	TITLE	ITEM REVISION NAME	DATASET FILE NAME	MATERIAL	DRAWING NUMBER	SIZE
							LWC100-H25, LATCHING WIRE CLIP	10B015K1/00	10B015K1.DC/00-GB0239FF.REV05	NYLON 6/6	GB0239FF	A
5	8/05/13	BWG	MPH	RTF	REVISED DIMS TO 2 DECIMAL PLACES, NOTE 1	GB0239FF/05	CUSTOMER DRAWING			UNLESS OTHERWISE SPECIFIED, DIMENSIONAL TOLERANCES ARE: IN (mm) .x ± 0.05 (1.3) .xxx ± 0.010 (0.25) .xx ± 0.02 (0.5) ANGLES ± 5°		
5	8/05/13	BWG	MPH	RTF	AND TITLE BORDER. SEE ECN FOR COMPLETE DETAILS.	GB0239FF/05						
							THIRD ANGLE PROJECTION					
							DRAWN BY: JOS	DATE: 8/07/97	CHK:	SCALE: 1:1	SHT 1 OF 1	A

D101000A/16