


SIGN	DATE	DESCRIPTION	APPROVER
△	2/7'06	Dimension changed	xionghaitao
△	01/18'07	Soldering temperature changed from 245° to 250°	Tason
△	01/18'07	Part NO is Changed	Tason
△	11/11'08	ADD Rib	Seamus
△	10/07'09	Dimension is changed from 12.8mm to 12.6mm	Aaron
△	10/07'09	Dimension is changed from 11.8mm to 11.6mm	Aaron
△	10/07'09	Dimension is changed from 25.3 mm to 25.2 mm	Aaron

THIS IS CAD DRAWING, DO NOT REVISE MANUALLY!!!

Material:

- Item 1 Terminal housing: Thermoplastic (UL 94V-0)
- Item 2 Clamp: Brass ,Ni plated
- Item 3 Wire guard solder pin: Brass ,Tin plated
- Item 4 Terminal screw: Steel , Zinc plating"- "slot type

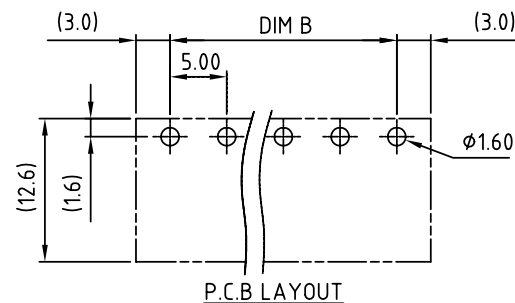
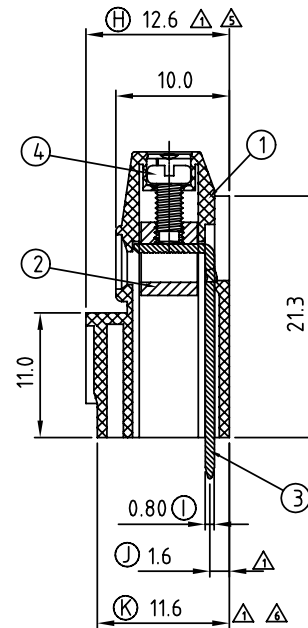
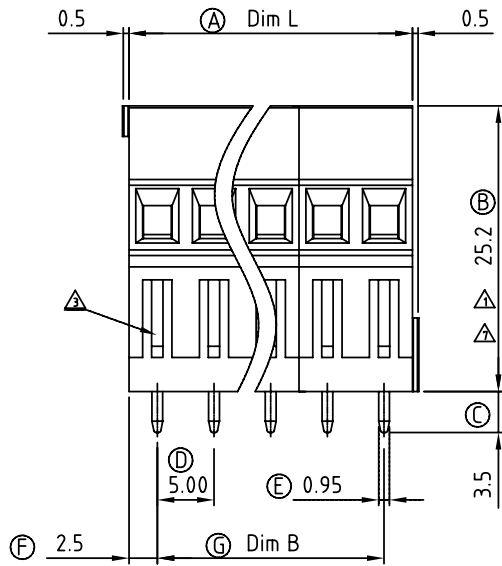
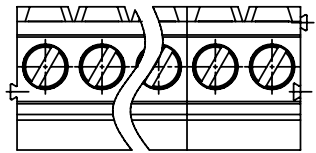
Electrical

- Voltage rating: 300VAC
- Current rating: 10A
- Wire range:
- Solid wire(AWG): 12-24
- Stranded wire(AWG): 12-24
- Torque(Lb-In): 3.5
- Screw: M2.5
- Wire strip length: 6-7mm
- Withstanding Voltage: 1.6KV
- Operating temperature: -40°C to +115°C
- Soldering temperature: 250°C±10°C/5 Sec
- Safety Approval: 

△

△ YE xx 01 x 0 xxxx G

02 2 CONTACTS	0 Black	0000:"@"Logo (Standard)	Pb < 40,000ppm
03 3 CONTACTS	5 Green	000A:"ANYTEK"Logo	(RoHS)
... ..	6 Blue	Any special item by	
24 24 CONTACTS	8 Grey	customer request,	
		please contact sales	
		department.	



DIMENSION

Dim L	Nx5.0
Dim B	(N-1)x5.0

N=Number of contacts

Poles	B Tolerance	L Tolerance
2pole~6pole	±0.15	±0.15
7pole~12pole	±0.25	±0.25
13pole~18pole	±0.35	±0.35
19pole~24pole	±0.40	±0.40

ANYTEK

CUSTOMER COPY

ALL RIGHTS RESERVED. REPRODUCTION OR ISSUE TO THIRD PARTIES IN ANY FORM WHATSOEVER IS NOT PERMITTED WITHOUT WRITTEN AUTHORITY FROM THE PROPRIETOR. PROPERTY OF ANYTEK TECHNOLOGY CO., LTD

TITLE		YE-5.0mm Series 2P-24P (Stackable)			
PART NO.		YExx01x0xxxxG		DWG NO.	8YE0001
APPROVED	CHECKED	DESIGNED	DRAWN	CUST NO.	
		Aaron 2009.10.07	Aaron 2009.10.07		
				Tolerance	
				UNIT: mm	X. ±0.50
				SCALE: NONE	X.X ±0.30
					X.XX ±0.10
					X° ±1°
				SHEET: 01/01	REV.: F