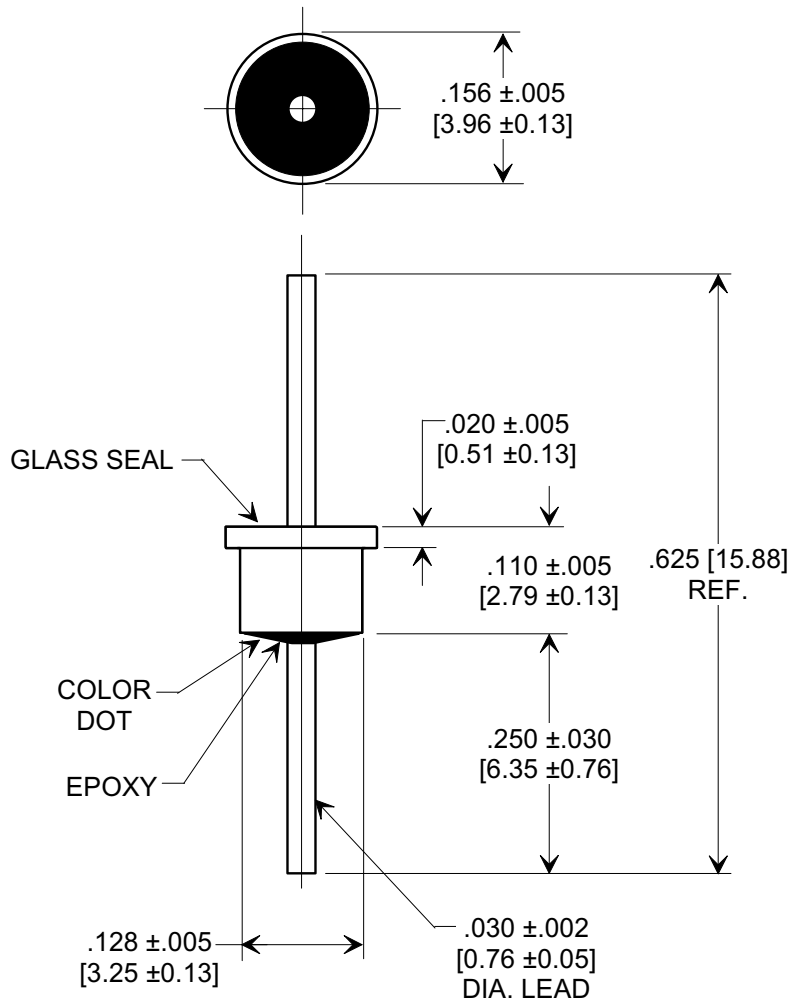
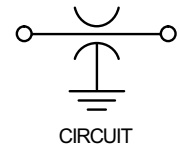
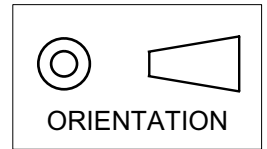


MARKETING SALES DRAWING
 DIMENSIONS IN INCHES - DO NOT SCALE THIS DRAWING
 DIMENSIONS IN METRIC - []

Electrical Testing
 per Tusonix standard
 test plans and Mil-Std-202
 Test Methods.



NOTES:

1. Operating temperature range: -55°C to $+125^{\circ}\text{C}$.
2. Gold plated case and lead.
3. Epoxy sealed on opposite end from glass seal.
4. Max. recommended soldering temperature: 260°C .
See installation recommendations.
5. Recommended mounting hole: $.135$ dia.
6. Solder preform available for mounting.
7. Tusonix Standard part number: 4300-026.
Tusonix RoHS compliant part number: 4300-026 LF.
Customer must specify Standard or RoHS part number when ordering.
8. RoHS compliant part marked with additional dark green dot for identification.

Cx (pF)	TOL.	DC WORKING VOLTAGE		I.R. MIN. @ 100 (VDC.)	DWV (VDC)	DC CURRENT (AMPS)	MIN. NO LOAD INSERTION LOSS (dB) @ 25° C PER MIL-STD-220					COLOR CODE
		85°C	125°C				1 MHz	10 MHz	100 MHz	1 GHz	10 GHz	
15,000	GMV	70	50	10 G	150	5	7	20	35	55	60	ORANGE

REVISION RECORD Original Release C.O. 5261 VARS 025, 026, 027 & 1MHz COLUMN ADDED. L.E. 11-07-90 5591 VARS 681 WAS 030 & VAR 031 ADDED. L.E. 06-10-91 5966 RDN TO COMP FMP. STYLE DWG SPLIT FOR EACH VAR. S.M. 10-02-02 20021001-8-08 ADDED NOTES 7 & 8. S.M. 05-23-05 20050511-2-27	--TOLERANCES-- Unless Otherwise Specified		Title SOLDER MOUNT EMI FILTER	
	DECIMAL ± NOTED		Drawn S.M. 10-02-02 Scale 5 X	
	ANGLES ±		Approved T.C. 10-02-02	
	TUSONIX TUCSON, ARIZONA		A	4300-026

X-2015 Rev-0