

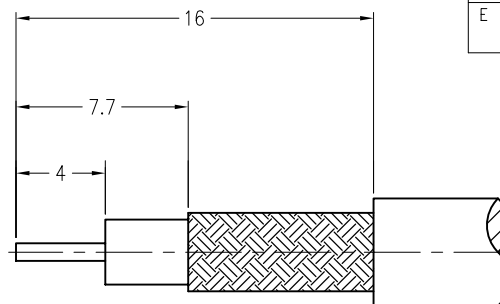
NOTES:

1. MATERIALS AND FINISHES
 BODY - BRASS, NICKEL PLATING
 CONTACT - BRASS, GOLD PLATING
 INSULATOR - DELRIN
2. ELECTRICAL:
 A. IMPEDANCE: 50 OHM
 B. DIELECTRIC WITHSTANDING VOLTAGE: 1500 VRMS, MIN.
3. MECHANICAL:
 A. DURABILITY: 500 CYCLES MIN.
 B. TEMPERATURE RANGE: - 40°C to +85°C
4. CRIMPED FERRULE
 HEX CRIMP SIZE .213"
5. CRIMPED CONTACT PIN
 HEX CRIMP SIZE .068"

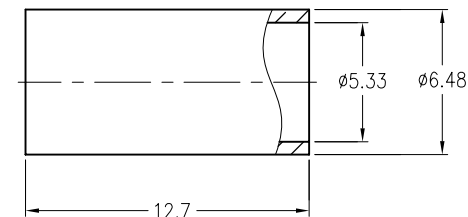
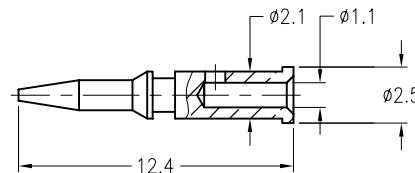
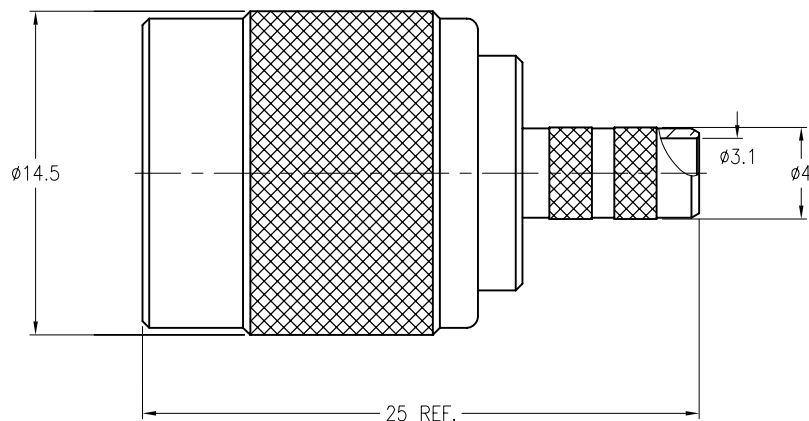
THIRD ANGLE PROJ.

REVISIONS

REV	DESCRIPTION	DATE	ECO	APPR
A	RELEASE TO MFG.			
B	SEE SHEET 1	09-23-96'		TONY
E	REDRAWN TO UPDATE FORMAT, ADDED NOTES 4,5 \ RD-DM09071601K	10-Aug-09	47655	SH



RECOMMENDED
CABLE STRIPPING DIM'S



CUSTOMER OUTLINE DRAWING

ALL OTHER SHEETS ARE FOR INTERNAL USE ONLY

UNLESS OTHERWISE SPECIFIED, DIMENSIONS ARE IN METRIC AND TOLERANCES ARE: 0.5 - 6mm ±0.1mm 6 - 30mm ±0.2mm 30 - 120mm ±0.3mm ANGLES ±1'	MATERIAL	DRAWN K.LI	DATE 23-Jul-09	TITLE TNC CRIMP PLUG FOR RG-55/U, 142A/U, 400/U, 223/U		Amphenol RF Danbury CT USA, Tainan Taiwan, Shenzhen China www.amphenolrf.com	
	REFERENCE	ENGINEER KERRY	DATE 06-13-00'	SCALE: 3/1	SHEET 2 OF 2	DRAWING NO. T1121A1-ND3G-142AU-50	
NOTICE - These drawings, specifications, or other data (1) are, and remain the property of Amphenol Corp. (2) must be returned upon request; and (3) are confidential and not to be disclosed to any person other than those to whom they are given by Amphenol Corp. The furnishing of these drawings, specifications, or other data by Amphenol Corp., or to any other person to anyone for any purpose is not to be regarded by implication or otherwise in any manner licensing, granting rights or permitting such holder or any other person to manufacture, use or sell any product, process or design, patented or otherwise, that may in any way be related to or disclosed by said drawings, specifications, or other data.	FINISH	APPROVED S.HSIEH	DATE 23-Jul-09	DWG SIZE B	CODE ID 74868	REV E	ITEM NO. 021121AAA02ND5F
		F:\DWG\T\1121A1\142AU-50\ND3G-ESZ	PART NO. 31-2367-RFX				