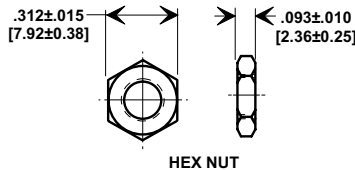
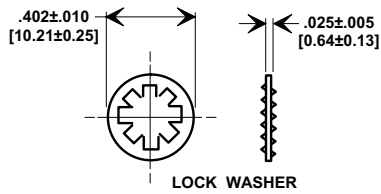
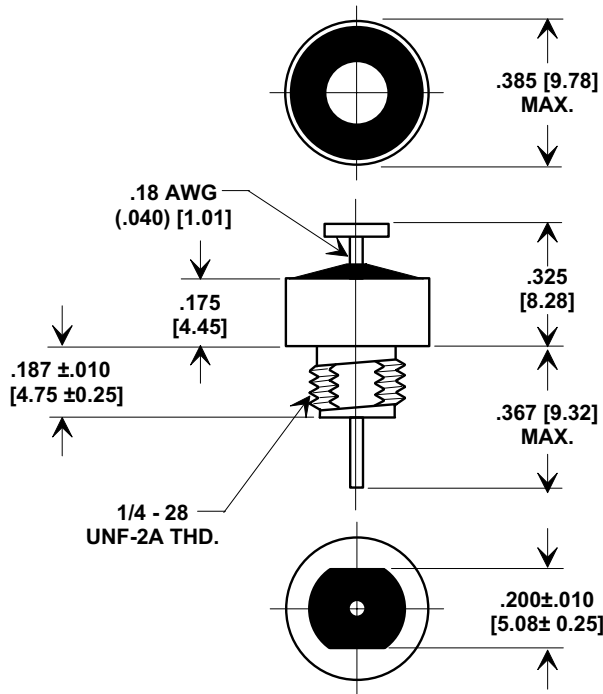
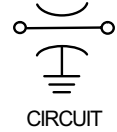
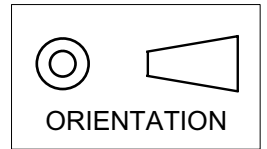


Electrical Testing
per Tusonix standard
test plans and Mil-Std-202
Test Methods.

MARKETING SALES DRAWING
DIMENSIONS IN INCHES - DO NOT SCALE THIS DRAWING
DIMENSIONS IN METRIC - []



NOTES:

MATERIALS:

- BUSHING - TIN PLATED STEEL
- LEAD - SOLDER PLATED COPPER
- NUT - TIN PLATED BRASS
- L"WASHER - TIN PLATED PHOSPHOR BRONZE

MOUNTING TORQUE: 8 lb - ins. max
DCR - .01Ω max.
MAX. SOLDER TEMPERATURE 500°F

MIN. CAP (UF)	DWV (VDC)	I.R. MIN. @ 100 (VDC.)	WORKING VOLTAGE D.C.		CURRENT DC (AMPS).	MIN. NO LOAD INSERTION LOSS (dB) @ 25°C PER MIL-STD-220						TEMP. CHARAC.
			85°C	125°C		30 KHz	100 KHz	300 KHz	1 MHz	10 MHz	1 GHz	
.15	500	1 G	280	200 VDC 125 VAC 0-400 Hz	15	----	7	15	25	40	60	X7R

REVISION RECORD Original Release 0 C.O. 930129-1 4600-009 REVISED INS. LOSS. S.M. 08-19-98 6 19980818-3-01 REVISED DWG. DRAWING MADE FOR EACH VAR. FROM FAMILY DWG. S.M. 02-06-03 7 20030204-2-09	--TOLERANCES-- Unless Otherwise Specified		Title COAXIAL BROADBAND - "C"	
	DECIMAL ±		Drawn E.C. 02-01-93 Scale 2 X	
	ANGLES ±		Approved B.Mc. 02-01-93	
	TUSONIX TUCSON, ARIZONA		A 4600-009	

Mouser Electronics

Authorized Distributor

Click to View Pricing, Inventory, Delivery & Lifecycle Information:

[Tusonix / CTS:](#)

[4600-009LF](#) [4600-054LF](#)