



Sample Kit Contents

KEMET Part Number	VDC	VDC Surge Voltage	Rated Capacitance 120 Hz 20°C (μF)	Case Size D x L (mm)	DF 120 Hz 20°C (tan δ %)	LC 20°C 2 Minutes (μA)	Quantity
ESL105M100AC3AA	100	125	1	5 x 11	9	3.0	10
ESL106M100AE3AA	100	125	10	6.3 x 11	9	10.0	10
ESL106M200AG9AA	200	250	10	8 x 12	15	50.0	10
ESL107M016AC3AA	16	20	100	5 x 11	16	16.0	10
ESL107M035AE3AA	35	44	100	6.3 x 11	12	35.0	10
ESL107M050AGMAA	50	63	100	8 x 11.5	10	50.0	10
ESL107M063AG8AA	63	79	100	8 x 16	9	63.0	10
ESL227M035AG8AA	35	44	220	8 x 16	12	77.0	10
ESL337M025AGMAA	25	32	330	8 x 11.5	14	82.5	10
ESL476M100AH9AA	100	125	47	10 x 12.5	9	47.0	10
ESL477M025AH9AA	25	32	470	10 x 12.5	14	117.5	10
EST108M025AL3EA	25	32	1,000	13 x 20	14	250.0	10
EST108M035AL4AA	35	44	1,000	13 x 25	12	350.0	5
EST108M063AM3AA	63	79	1,000	16 x 36	14	630.0	5
EST477M050AL3AA	50	63	470	13 x 20	14	235.0	5
EST477M100AN5AA	100	125	470	18 x 25	14	470.0	5
ESU106M350AH4AA	350	-	10	10 x 20	20	240.0	5
ESU106M400AH4AA	400	-	10	10 x 20	20	260.0	5
ESU107M160AL4AA	160	-	100	13 x 25	15	740.0	5
ESU107M200AM7AA	200	-	100	16 x 25	15	900.0	5
ESU107M450AN9AA	450	-	100	18 x 50	20	1,900.0	3
ESU336M450AM7AA	450	-	22	16 x 25	20	694.0	5
ESZ106M450AK5AA	450	500	10	12.5 x 20	24	280.0	5
ETA128M6R3AG6AA	6.3	8	1,200	8 x 20	22	75.6	5



www.kemet.com/ESL

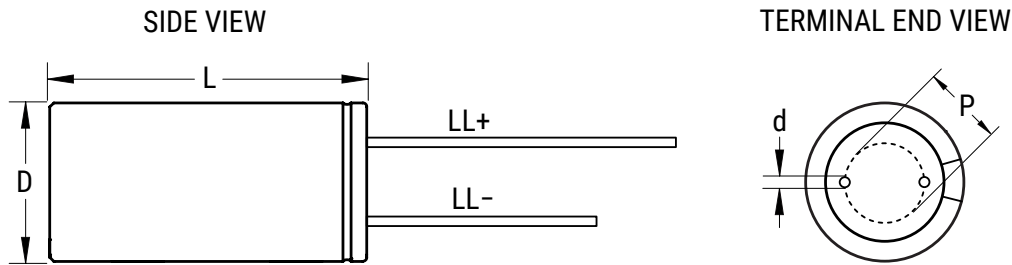


www.kemet.com/EST




www.kemet.com/ESU


Dimensions – Millimeters



Size Code	D		L		p		d		LL+/LL-	
	Nominal	Tolerance	Nominal	Tolerance	Nominal	Tolerance	Nominal	Tolerance	Nominal	Tolerance
C3	5	±0.5	11	+1.5/-0	2.0	±0.5	0.5	Nominal	20/15	Minimum
E3	6.3	±0.5	11	+1.5/-0	2.0	±0.5	0.5	Nominal	20/15	Minimum
GM	8	±0.5	11.5	+2.0/-0	3.5	±0.5	0.6	Nominal	20/15	Minimum
G6	8	±0.5	20	+2.0/-0	3.5	±0.5	0.6	Nominal	20/15	Minimum
G8	8	±0.5	16	+2.0/-0	3.5	±0.5	0.6	Nominal	20/15	Minimum
G9	8	±0.5	12	+2.0/-0	3.5	±0.5	0.6	Nominal	20/15	Minimum
H4	10	±0.5	20	+2.0/-0	5.0	±0.5	0.6	Nominal	20/15	Minimum
H9	10	±0.5	12.5	+1.5/-0	5.0	±0.5	0.6	Nominal	20/15	Minimum
K5	12.5	±0.5	20	+2.0/-0	5.0	±0.5	0.6	Nominal	20/15	Minimum
L3	13	±0.5	20	+2.0/-0	5.0	±0.5	0.6	Nominal	20/15	Minimum
L4	13	±0.5	25	+2.0/-0	5.0	±0.5	0.6	Nominal	20/15	Minimum
M3	16	±0.5	36	+2.0/-0	7.5	±0.5	0.8	Nominal	20/15	Minimum
M7	16	±0.5	25	+2.0/-0	7.5	±0.5	0.8	Nominal	20/15	Minimum
N5	18	±0.5	25	+2.0/-0	7.5	±0.5	0.8	Nominal	20/15	Minimum
N9	18	±0.5	50	+2.0/-0	7.5	±0.5	0.8	Nominal	20/15	Minimum



www.kemet.com/ESZ



www.kemet.com/ETA