

IEC Appliance Inlet C20, Snap-in Mounting, Front Side, Solder or Quick-connect Terminal



IEC C20 connector
Snap-in mounting from front side
Solder or quick connect terminals



IEC C20 connector
Snap-in mounting from front side
Solder or quick connect terminals
Snap-in version



See below:

Approvals and Compliances**Description**

- Panel mount :
Snap-in , from front side
- Appliance Inlet , Pin temperature 70 °C , protection class I or II
- Safety of electrical appliances for household and similar purposes.
Meets the requirements for appliances in unattended use. This includes the enhanced requirements of glow wire tests acc. to IEC 60695-2-11 or -12 & -13.
- Solder terminals or quick connect terminals

Other versions on request

- Variant with notch for V-Lock mating Cordsets

ReferencesAlternative: version with line filter [C20F](#); [5130](#)**Weblinks**

[pdf data sheet](#), [html datasheet](#), [General Product Information](#), [Approvals](#), [Distributor-Stock-Check](#), [Accessories](#), [Detailed request for product](#), [Landing Page](#)

Newly available variants corresponding to V-Lock mating cordset. The connector is equipped with a notch intended for use with the latching cordset. The cord latching system prevents against accidental removal of the cordset.

Technical Data

| | |
|-----------------------------------|---|
| Ratings IEC | 16 A / 250VAC; 50Hz |
| Ratings UL/CSA | 20A / 250VAC; 60Hz |
| Dielectric Strength | > 2 kVAC between L-N > 2 kVAC between L/N-PE (1 min/50 Hz) |
| Allowable Operation Temperature | -25 °C to 70 °C |
| IP-Protection | from front side IP30 acc. to IEC 60529 |
| Protection against electric shock | Suitable for appliances with protection class I or II acc. to IEC 61140 |
| Terminal | Solder terminals or quick connect terminals |
| Panel Thickness S | Snap-in: 1/1.2/1.5/2/2.5/3 mm |
| Material: Housing | Thermoplastic, black / white, UL 94V-0 |

| | |
|-------------------------|--|
| Appliance inlet/-outlet | C20 or C24 acc. to IEC 60320-1, UL 60320-1, CSA C22.2 no. 60320-1 (for cold conditions) pin-temperature 70 °C, 16A, Protection Class I or II |
|-------------------------|--|

Approvals and Compliances

Detailed information on product approvals, code requirements, usage instructions and detailed test conditions can be looked up in [Details about Approvals](#)

SCHURTER products are designed for use in industrial environments. They have approvals from independent testing bodies according to national and international standards. Products with specific characteristics and requirements such as required in the automotive sector according to IATF 16949, medical technology according to ISO 13485 or in the aerospace industry can be offered exclusively with customer-specific, individual agreements by SCHURTER.

Approvals




The approval mark is used by the testing authorities to certify compliance with the safety requirements placed on electronic products.

Approval Reference Type: 4793

| Approval Logo | Certificates | Certification Body | Description |
|---------------|-------------------------------|--------------------|--|
| | VDE Approvals | VDE | Certificate Number: 40030341 |
| | UL Approvals | UL | UL File Number: E96454 |
| | CCC Approvals | CCC | CCC Certificate Number: 2017180204002910 |



Product standards

Product standards that are referenced

| Organization | Design | Standard | Description |
|--|-----------------------|-----------------------|---|
|  | Designed according to | IEC 60320-1 | Appliance couplers for household and similar general purposes |
|  | Designed according to | UL 60320-1 | Standard for Attachment Plugs and Receptacles |
|  | Designed according to | CSA C22.2 no. 60320-1 | General Use Receptacles, Attachment Plugs, and Similar Wiring Devices |







Application standards

Application standards where the product can be used

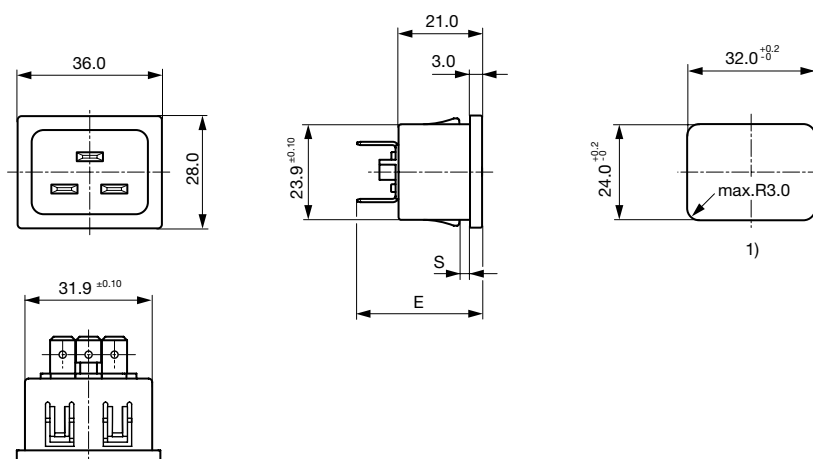
| Organization | Design | Standard | Description |
|--|--------------------------------|----------------|--|
|  | Designed for applications acc. | IEC/UL 62368-1 | IEC 62368-1 includes the basic requirements for safety of audio, video, information technology and office equipment. |
|  | Designed for applications acc. | IEC 60335-1 | Safety of electrical appliances for household and similar purposes. Meets the requirements for appliances in unattended use. This includes the enhanced requirements of glow wire tests acc. to IEC 60695-2-11 or -12 & -13. |

Compliances

The product complies with following Guide Lines

| Identification | Details | Initiator | Description |
|--|--|-------------|--|
|  | CE declaration of conformity | SCHURTER AG | The CE marking declares that the product complies with the applicable requirements laid down in the harmonisation of Community legislation on its affixing in accordance with EU Regulation 765/2008. |
|  | RoHS | SCHURTER AG | Directive RoHS 2011/65/EU, Amendment (EU) 2015/863 |
|  | China RoHS | SCHURTER AG | The law SJ / T 11363-2006 (China RoHS) has been in force since 1 March 2007. It is similar to the EU directive RoHS. |
|  | REACH | SCHURTER AG | On 1 June 2007, Regulation (EC) No 1907/2006 on the Registration, Evaluation, Authorization and Restriction of Chemicals 1 (abbreviated as "REACH") entered into force. |
|  | Landing Page V-Lock | SCHURTER AG | V-Lock system are based on a matching plug-dose combination. The connector is equipped with a notch intended for use with the latching cordset. The cord latching system prevents against accidental removal of the cordset. |
|  | White Paper Glow wire test | SCHURTER AG | Meets the requirements of IEC 60335-1 for appliances in unattended use. This includes the enhanced requirements of glow wire tests acc. to IEC 60695-2-11 or -12 & -13. |

Dimensions [mm]



1) Panel cut-out

E: Solder terminals: 28.5 mm

E: Quick connect terminals 6.3 x 0.8 mm: 31.5 mm

All Variants

| Protection Class | Color | Panel mounting | Panel Thickness s [mm] | Terminal | Order Number | |
|------------------|-------|----------------|---------------------------|--------------------------------------|--------------|---|
| I | black | Snap-in | 1 | Quick connect terminals 6.3 x 0.8 mm | 4793.3000 | ■ |
| I | black | Snap-in | 1.2 | Quick connect terminals 6.3 x 0.8 mm | 4793.8000 | ■ |
| I | black | Snap-in | 1.5 | Quick connect terminals 6.3 x 0.8 mm | 4793.4000 | ■ |
| I | black | Snap-in | 1.5 | Quick connect terminals 6.3 x 0.8 mm | 4793.4000.21 | ■ |
| II | black | Snap-in | 1.5 | Quick connect terminals 6.3 x 0.8 mm | 4793.4010 | |
| I | black | Snap-in | 2 | Quick connect terminals 6.3 x 0.8 mm | 4793.5000 | ■ |
| I | black | Snap-in | 2 | Quick connect terminals 6.3 x 0.8 mm | 4793.5000.21 | |
| I | black | Snap-in | 2.5 | Quick connect terminals 6.3 x 0.8 mm | 4793.6000 | |
| I | black | Snap-in | 3 | Quick connect terminals 6.3 x 0.8 mm | 4793.7000 | |
| I | black | Snap-in | 1 | Solder terminals 3.8 x 0.8 mm | 4793.3200 | |
| I | black | Snap-in | 1.2 | Solder terminals 3.8 x 0.8 mm | 4793.8200 | |
| I | black | Snap-in | 1.5 | Solder terminals 3.8 x 0.8 mm | 4793.4200 | ■ |
| II | black | Snap-in | 1.5 | Solder terminals 3.8 x 0.8 mm | 4793.4210 | |
| I | black | Snap-in | 2 | Solder terminals 3.8 x 0.8 mm | 4793.5200 | |
| I | black | Snap-in | 2.5 | Solder terminals 3.8 x 0.8 mm | 4793.6200 | |
| I | black | Snap-in | 3 | Solder terminals 3.8 x 0.8 mm | 4793.7200 | |

■ Most Popular.

Availability for all products can be searched real-time: <https://www.schurter.com/en/Stock-Check/Stock-Check-SCHURTER>

Suffix ".21" corresponds to the version with V-Lock mating cordset. The connector is equipped with a notch intended for use with the latching cordset. The cord latching system prevents against accidental removal of the cordset.

Packaging unit 100 Pcs

Accessories

Description



Wire Harness
Wire harness for SCHURTER products



Assorted Covers
Rear Cover

0859.0047



Cord retaining kits
Cord retaining strain relief

Flat head, L

4700.0011

Mating Outlets/Connectors

Category / Description



[Connector Overview complete](#)

| | |
|---|-------|
| 4795, Mounting: Power Cord, Cable Connector: IEC C19 | 4795 |
| 4790, Mounting: Power Cord, Screw Connector: IEC C19 | 4790 |
| 0104U, Mounting: Power Supply Cord, Screw clamps Connector: IEC C19 | 0104U |

[Connector further types to 4793](#)

Mating Outlets/Connectors shuttered



[Power Cord Overview complete](#)

| | |
|---|---------|
| VAC19KS, Overview, V-Lock cord retaining, diverse Connector IEC C19, diverse, black | VAC19KS |
|---|---------|

[Power Cord further types to 4793](#)