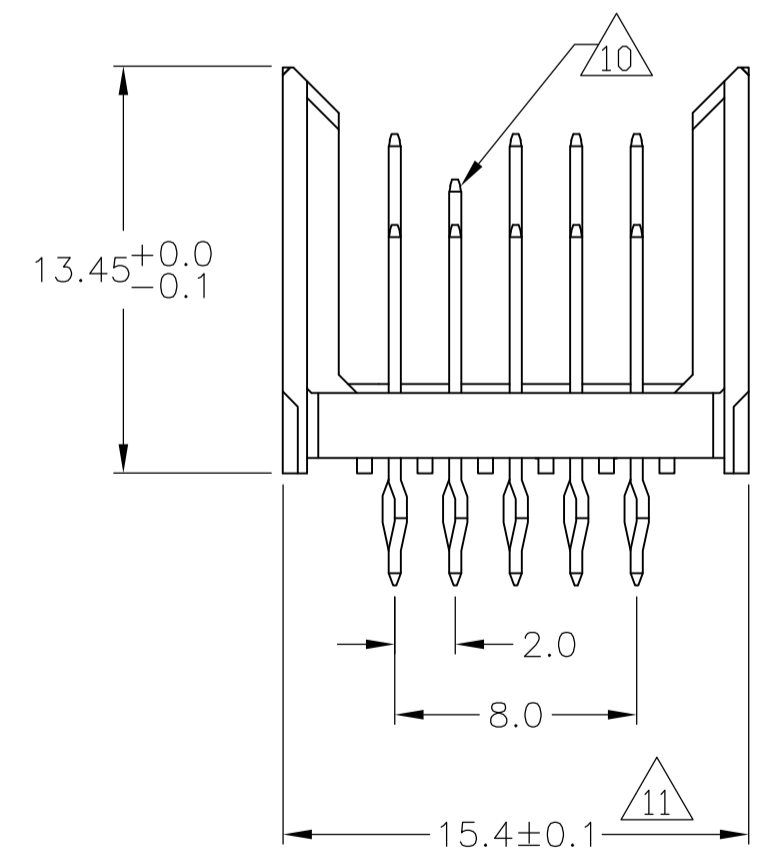
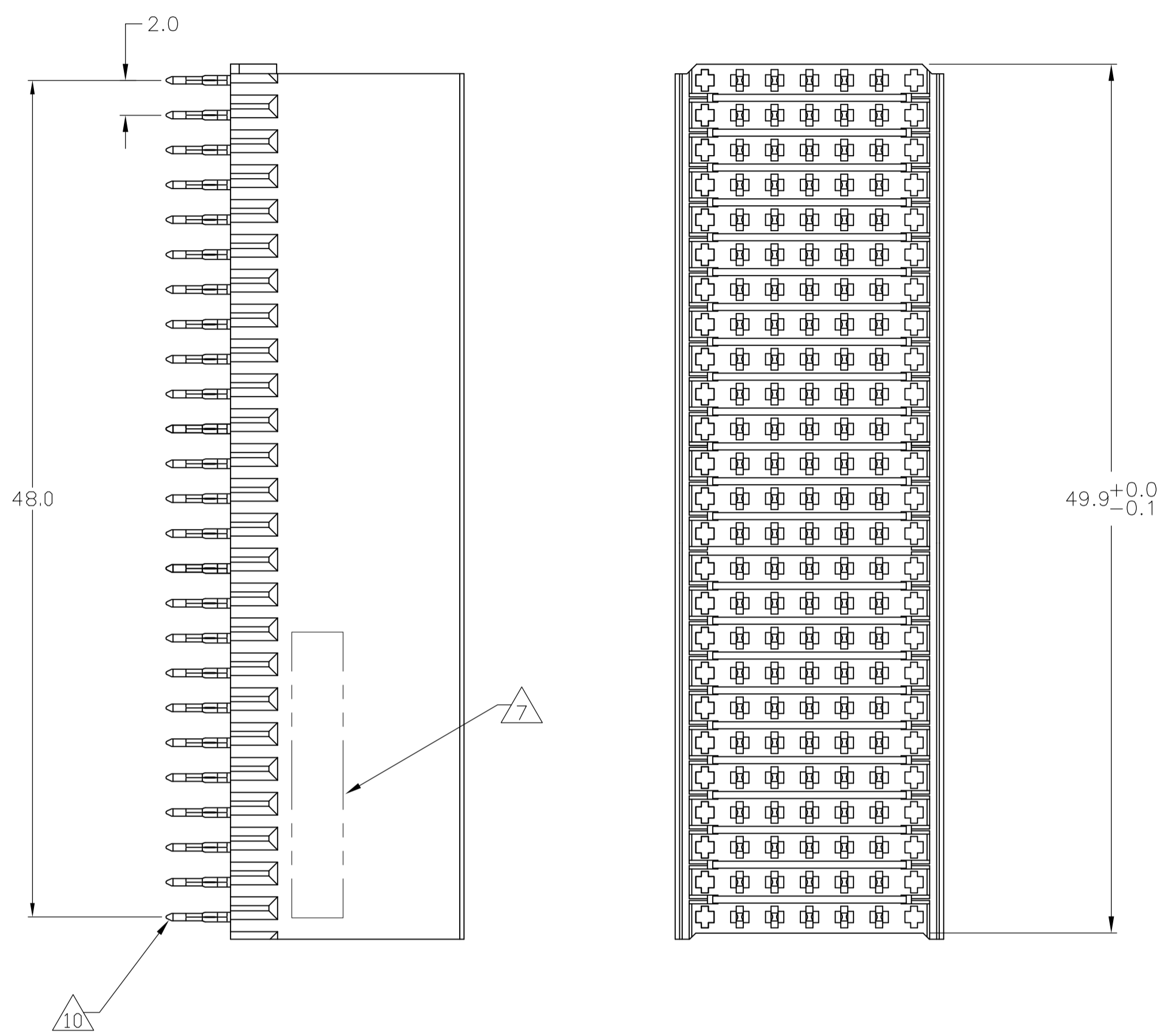
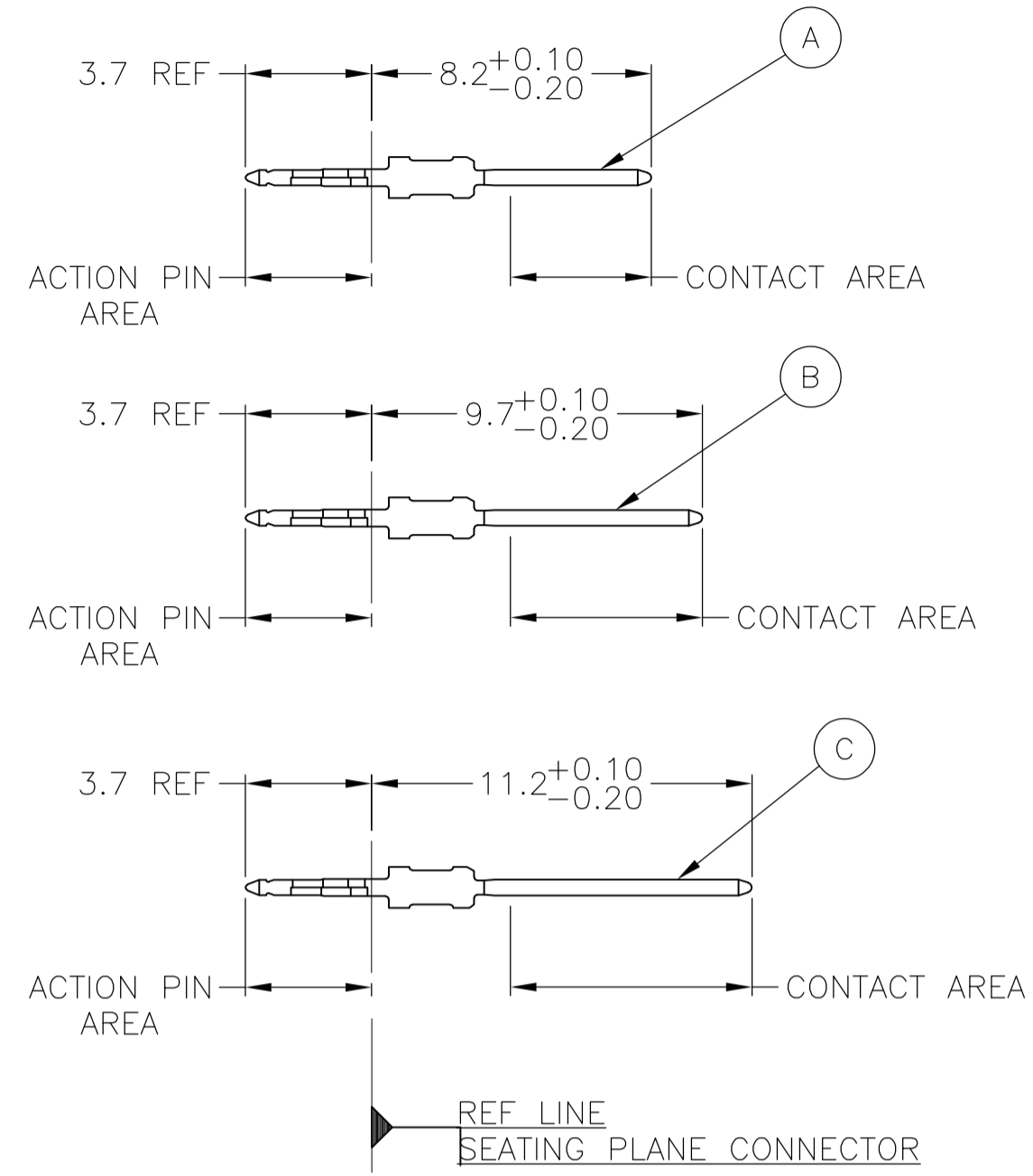


LOC		DIST		REVISIONS			
AD	00	REV	DATE	BY	CHKD	APVD	
		0	RELEASED	25MAY06	JDP	GES	
		A	ECR-10-019054	15SEP10	DP	MQW	

CONNECTOR ASSEMBLY EXAMPLARY LOADED



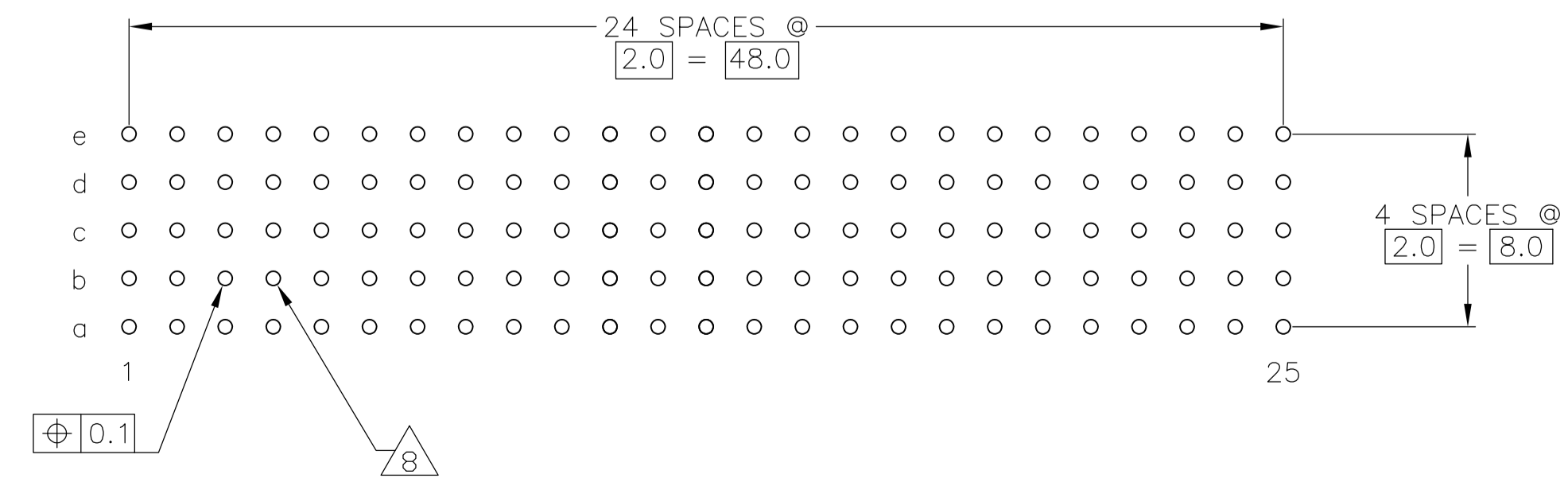
CONTACT DIMENSIONS SCALE 5:1



CONTACT LAYOUT

	z	a	b	c	d	e	f
1		A	A	A	A	A	
2		A	A	A	A	A	
3		C	B	C	C	C	
4		A	A	A	A	A	
5		A	A	A	A	A	
6		A	A	A	A	A	
7		C	B	C	C	C	
8		A	A	A	A	A	
9		A	A	A	A	A	
10		A	A	A	A	A	
11		C	B	C	C	C	
12		A	A	A	A	A	
13		A	A	A	A	A	
14		A	A	A	A	A	
15		C	B	C	C	C	
16		A	A	A	A	A	
17		A	A	A	A	A	
18		A	A	A	A	A	
19		C	B	C	C	C	
20		A	A	A	A	A	
21		A	A	A	A	A	
22		A	A	A	A	A	
23		C	B	C	C	C	
24		A	A	A	A	A	
25		A	A	A	A	A	

RECOMMENDED PCB-HOLE LAYOUT COMPONENT SIDE SHOWN



PLATED THRU HOLES PARAMETERS REFERENCE APPLICATION SPECIFICATION

2 3	1645345-1
FINISH	PART NUMBER

THIS DRAWING IS A CONTROLLED DOCUMENT.

DIMENSIONS: mm	TOLERANCES UNLESS OTHERWISE SPECIFIED:	DIN J. POLIGNONE 25MAY06	Tyco Electronics Corporation Harrisburg, Pa 17105-3608
0-PLC ±	1-PLC ±0.1	CHK G. SKIPPER 25MAY06	NAME Tyco Electronics
2-PLC ±	3-PLC ±	APVD G. SKIPPER 25MAY06	PRODUCT SPEC
4-PLC ±	ANGLES ±		108-19082
			APPLICATION SPEC
			114-19029
MATERIAL 1	FINISH SEE TABLE	WEIGHT	SIZE CAE CODE DRAWING NO RESTRICTED TO
			A1 00779 C=1645345
			CUSTOMER DRAWING SCALE 4:1 SHEET 1 OF 2 REV A

LOC		DIST		REVISIONS				
P	LTR	DESCRIPTION	DATE	DN	APVD			
AD	00	SEE SHEET 1	-	-	-			

- 1 MATERIAL:
CONTACT: PHOSPHOR BRONZE.
HOUSING: GLASS-FILLED POLYESTER.
- 2 GENERAL PLATING SPECIFICATION: UNDERPLATING
(ENTIRE CONTACT): 1.27µm MIN NICKEL AND ACTION
PIN: 0.5µm MIN TIN.
FOR PLATING OF MATING SURFACES SEE APPLICABLE
SPECIFICATION REFERENCE FOR EACH DASH NUMBER.
- 3 CONFORMS TO ALL TESTING ACCORDING TO IEC 61076-4-101
PERFORMANCE LEVEL 2.
- 4 FOR ACTUAL PIN LOADING SEE "CONTACT LAYOUT".
- 5 FOR ACTUAL PIN DIMENSIONS SEE "CONTACT DIMENSIONS".
- 6 TO BE MEASURED AT BOTTOM OF SHROUD.
- 7 CONNECTOR MARKED WITH PART NUMBER AND DATE CODE.
ADDITIONAL CHARACTERS OR MARKINGS, AS WELL AS THE LOCATION OF THE MARKINGS,
MAY BE ADDED FOR TRACEABILITY BASED UPON MANUFACTURERS DISCRETION.
- 8 PLATED-THROUGH HOLES AT 2x2mm SQUARE GRID
PATTERN DEFINED BY CONTACT LAYOUT.

THIS DRAWING IS A CONTROLLED DOCUMENT.		DIN J. POLIGNONE 25MAY06		Tyco Electronics Corporation Harrisburg, Pa 17105-3608	
DIMENSIONS: mm		TOLERANCES UNLESS OTHERWISE SPECIFIED: ±0.2		Tyco Electronics	
		0-PLG ± 1-PLG ±0.1 2-PLG ± 3-PLG ± 4-PLG ± ANGLES ±		G.SKIPPER 25MAY06 NAME MALE ASSEMBLY, Z-PACK 2mm HM, TYPE B	
MATERIAL SEE SHEET 1		FINISH SEE SHEET 1		PRODUCT SPEC 108-19082 APPLICATION SPEC 114-19029	
		WEIGHT -		SIZE CAGE CODE DRAWING NO A1 00779 C=1645345	
		CUSTOMER DRAWING		RESTRICTED TO SCALE 4:1 SHEET 2 OF 2 REV A	