THIS DRAWING IS UNPUBLISHED. RELEASED FOR PUBLICATION 20
© COPYRIGHT 20 BY TYCO ELECTRONICS CORPORATION. ALL RIGHTS RESERVED.

LOC	DIST
FX	00

REVISIONS

P	LTR	DESCRIPTION	DATE	DWN	APVD
	D	REVISED PER ECR-07-006019	25APR2007	AH	LLV
	D1	REVISED PER ECO-10-013661	30JUN2010	DLD	LLV

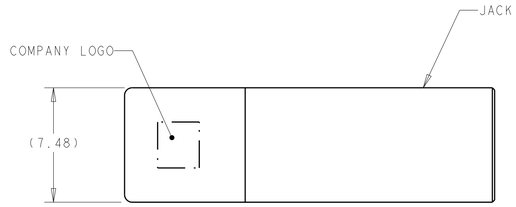

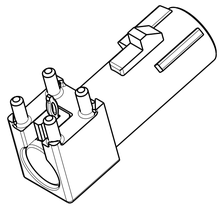

REF VIEW
SCALE 3:1

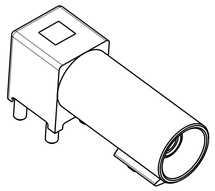

REF VIEW
SCALE 3:1

1. MATERIAL:
   JACK AND END CAP: ZINC
   PIN: BRASS
   DIELECTRIC: PCT, JET BLACK

2. DATUMS AND DIMENSION ESTABLISHED BY CUSTOMER RELATIVE TO LOCATION ON PCB.

3. JACK INTERFACE PER SAE/USCAR-18, FAKRA SMB RF CONNECTOR SUPPLEMENT)

4. FINISH:
   JACK: 2.0µm MIN THICK TIN OVER 1.52µm MIN NICKEL OVER COPPER FLASH
   PIN: 0.76µm MIN GOLD IN ZONE I, 2.5µm MIN TIN IN ZONE II
   ALL OVER 2.0µm MIN NICKEL
   END CAP: 2.54µm MINIMUM BRIGHT TIN OVER MATTE COPPER FLASH

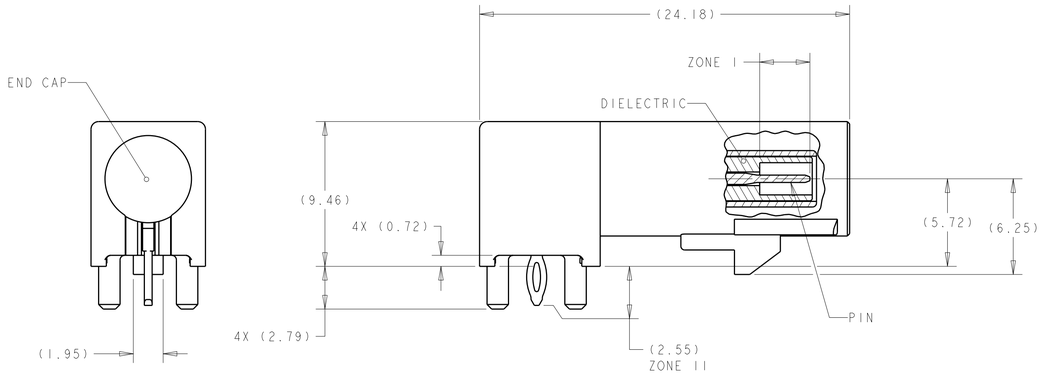

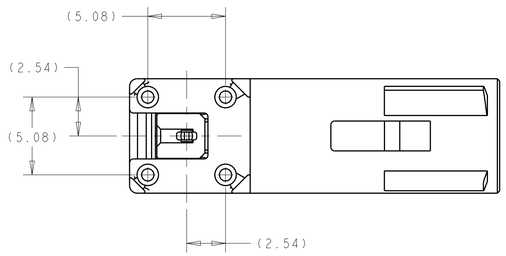

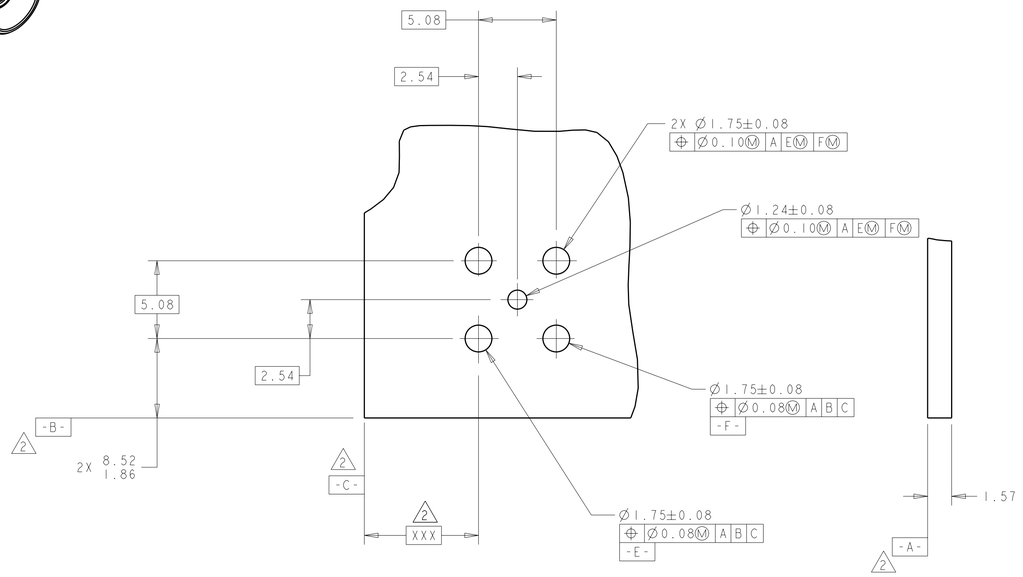

RECOMMENDED PC BOARD
LAYOUT
SCALE 5:1

KEY CODE

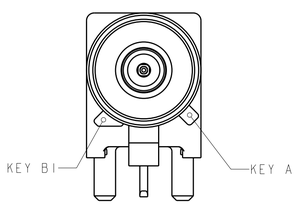

KEY CODE A
SCALE 5:1

JET BLACK	A	1456944-1
KEY CODE COLOR	KEY CODE (SEE TABLE)	PART NUMBER

THIS DRAWING IS A CONTROLLED DOCUMENT FOR TYCO ELECTRONICS CORPORATION. IT IS SUBJECT TO CHANGE AND THE CONTROLLING ENGINEERING ORGANIZATION SHOULD BE CONTACTED FOR THE LATEST REVISION.

DIMENSIONS: mm

TOLERANCES UNLESS OTHERWISE SPECIFIED:
0 PLC ±-
1 PLC ±-
2 PLC ±-
3 PLC ±-
4 PLC ±-
ANGLES ±-

MATERIAL - 1 -
FINISH - 4 -

DWN R. VESTAL 07AUG2006
CHK L. VARSIK 07AUG2006
APVD L. VARSIK 07AUG2006
PRODUCT SPEC -
APPLICATION SPEC 114-13161
WEIGHT -

Tyco Electronics
Tyco Electronics
Harrisburg, PA 17105-3608

NAME JACK ASSEMBLY, 180 DEGREE, KEY A, FAKRA PCB

SIZE	CAGE CODE	DRAWING NO	RESTRICTED TO
A1	00779	C-1456944	-

CUSTOMER DRAWING

SCALE	SHEET	OF	REV
5:1	1	1	D1