


# DIP SWITCH NDS SERIES

## Slide Type



### FEATURES

- ※Both ON/OFF position applicable for soldering process.
- ※Gold contact for high reliability
- ※Red, blue, and black color options.

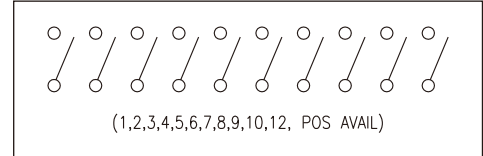
### APPLICATION

- ※Industrial control
- ※Computers and peripherals
- ※Variety of function controls

### SPECIFICATION

Contact Rating	25mA, 24V DC
Contact Resistance	50mΩ max.
Insulation Resistance	100MΩ min. 500V DC
Dielectric Strength	500V AC/1 minute
Operating Force	1,000gf max.
Travel	2mm
Operating Life	2,000 cycles
Operating Temp.	-40°C ~ +85°C
Storage Temp.	-40°C ~ +85°C

### CIRCUIT



### PACKAGE

#### <Tube>

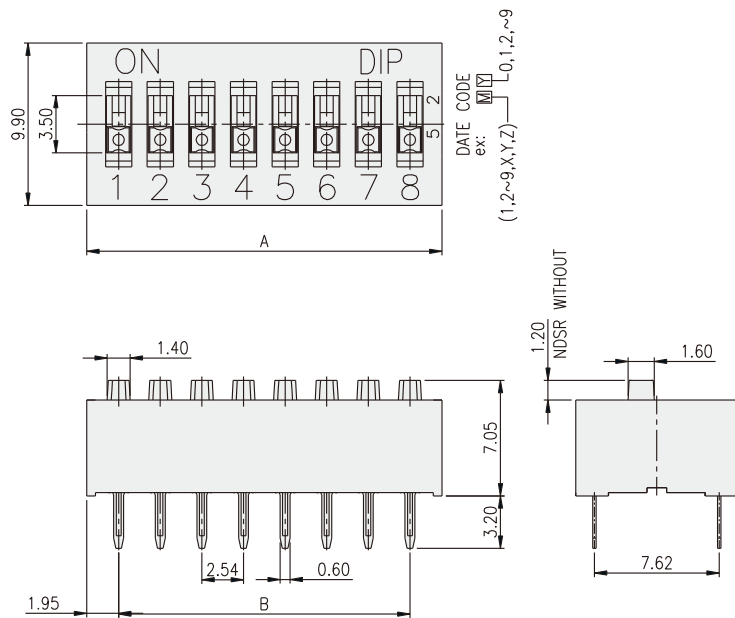
NDS(R)-01: 120 pcs	NDS(R)-01T: 110 pcs
NDS(R)-02: 72 pcs	NDS(R)-02T: 70 pcs
NDS(R)-03: 51 pcs	NDS(R)-03T: 50 pcs
NDS(R)-04: 40 pcs	NDS(R)-04T: 39 pcs
NDS(R)-05: 32 pcs	NDS(R)-05T: 32 pcs
NDS(R)-06: 27 pcs	NDS(R)-06T: 27 pcs
NDS(R)-07: 24 pcs	NDS(R)-07T: 24 pcs
NDS(R)-08: 21 pcs	NDS(R)-08T: 21 pcs
NDS(R)-09: 19 pcs	NDS(R)-09T: 19 pcs
NDS(R)-10: 17 pcs	NDS(R)-10T: 17 pcs
NDS(R)-12: 14 pcs	NDS(R)-12T: 14 pcs

DIP SWITCH

### HOW TO ORDER



## NDS(R)



PART NO.	NO.OF POS.	DIM.A	DIM.B
NDS(R)-01	1	3.90	
NDS(R)-02	2	6.44	2.54
NDS(R)-03	3	8.98	5.08
NDS(R)-04	4	11.52	7.62
NDS(R)-05	5	14.06	10.16
NDS(R)-06	6	16.60	12.70
NDS(R)-07	7	19.14	15.24
NDS(R)-08	8	21.68	17.78
NDS(R)-09	9	24.22	20.32
NDS(R)-10	10	26.76	22.86
NDS(R)-12	12	31.84	27.94

