

NOVA22



PM22 Series

Panel Mount SSRs

- Output ratings up to 95 Amps at 600VAC
- Built-in overvoltage protection
- DBC substrate for superior thermal performance
- LED input status indicator
- IP20 touch-safe housing
- AC or DC control
- 4000 VAC optical isolation
- C-UL-US and TUV approved

PRODUCT SELECTION

| Control Voltage | 25A | 50A | 95A |
|-----------------|------------|------------|------------|
| 90-280 VAC/VDC | PM2260A25V | PM2260A50V | PM2260A95V |
| 4-32 VDC | PM2260D25V | PM2260D50V | PM2260D95V |

AVAILABLE OPTIONS



OUTPUT SPECIFICATIONS ⁽²⁾

| Description | 25A | 50A | 95A |
|---|------------|-----------|-----------|
| Operating Voltage (47-440Hz) [V _{RMS}] | 48-600 | 48-600 | 48-600 |
| Transient Overvoltage [V _{pk}] ⁽³⁾ | 1200 | 1200 | 1200 |
| Maximum Off-State Leakage Current @ Rated Voltage [mA _{RMS}] | 1 | 1 | 1 |
| Minimum Off-State dV/dt @ Maximum Rated Voltage [V/μsec] | 500 | 500 | 500 |
| Load Current, General Use UL508/LC A IEC 62314 @ 40°C [A _{RMS}] ⁽⁴⁾ | 25 | 50 | 95 |
| Load Current, Motor Starting UL508 FLA/LC B IEC 62314 @ 40°C [A _{RMS}] ⁽⁴⁾ | 8.5/4.8 | 14/7.6 | 26/14 |
| Minimum Load Current [mA _{RMS}] | 100 | 100 | 150 |
| Maximum 1 Cycle Surge Current (50/60Hz) [A _{pk}] | 286/300 | 716/750 | 1290/1350 |
| Maximum On-State Voltage Drop @ Rated Current [V _{pk}] | 1.35 | 1.35 | 1.30 |
| Thermal Resistance Junction to Case [R _{jc}] [°C/W] | 0.49 | 0.27 | 0.2 |
| Maximum 1/2 Cycle I²t for Fusing (50/60Hz) [A² sec] | 409/375 | 2563/2343 | 8320/7593 |
| Minimum Heat Sink for Rated Current @ 40°C [°C/W] | 2 | 0.7 | 0.25 |
| Minimum Power Factor (at Maximum Load) ⁽⁵⁾ | 0.5 | 0.5 | 0.5 |
| Motor Rating UL 508/IEC62314 [HP (kW)]: 120 VAC | 0.5 (0.37) | 1 (0.74) | 2 (1.5) |
| Motor Rating UL 508/IEC62314 [HP (kW)]: 240 VAC | 1.5 (1.1) | 3 (2.2) | 5 (3.73) |
| Motor Rating UL 508/IEC62314 [HP (kW)]: 480 VAC | 3 (2.24) | 5 (3.7) | 10 (7.4) |

INPUT SPECIFICATIONS ⁽²⁾

| Description | PM2260DxxV | PM2260AxxV |
|--------------------------------------|--------------------------|-------------------------------|
| Control Voltage Range | 4-32 VDC ⁽⁶⁾ | 90-280 VAC/VDC ⁽⁷⁾ |
| Maximum Reverse Voltage | -32 VDC | - |
| Minimum Turn-On Voltage | 4 VDC | 90 VAC/VDC |
| Must Turn-Off Voltage | 1 VDC | 5 VAC/VDC |
| Minimum Input Current (for on-state) | 7 mA | 6 mA |
| Maximum Input Current | 15 mA | 10 mA |
| Nominal Input Impedance | Current Limited | Current Limited |
| Maximum Turn-On Time [msec] | 1/2 Cycle ⁽⁸⁾ | 20 |
| Maximum Turn-Off Time [msec] | 1/2 Cycle | 30 |

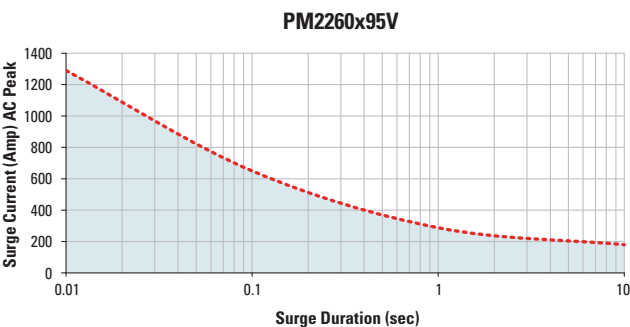
GENERAL SPECIFICATIONS ⁽²⁾

| Description | Parameters |
|--|-----------------------|
| Dielectric Strength, Input to Output (50/60Hz) | 4000 V _{RMS} |
| Dielectric Strength, Input/Output to Baseplate (50/60Hz) | 4000 V _{RMS} |
| Minimum Insulation Resistance (@ 500 VDC) | 10 ⁹ Ohms |
| Maximum Capacitance, Input/Output | 8 pF |
| Ambient Operating Temperature Range ⁽⁹⁾ | -40 to 80 °C |
| Ambient Storage Temperature Range | -40 to 100 °C |
| Short Circuit Current Rating ⁽¹⁰⁾ | 100kA |
| Weight (typical) | 2.3 oz (65 g) |
| Housing Material | UL94 V-0 |
| Baseplate Material | Aluminum |
| Hardware Finish | Nickel Plating |
| Input Terminal Screw Torque Range (in-lb/Nm) | 5/0.5 ⁽¹¹⁾ |
| Load Terminal Screw Torque Range (in-lb/Nm) | 18-20/2-2.2 |
| SSR Mounting Screw Torque Range (in-lb/Nm) | 20-25/2.2-2.8 |
| Humidity | 95% non-condensing |
| LED Input Status Indicator | Green |

INPUT CURRENT INFORMATION

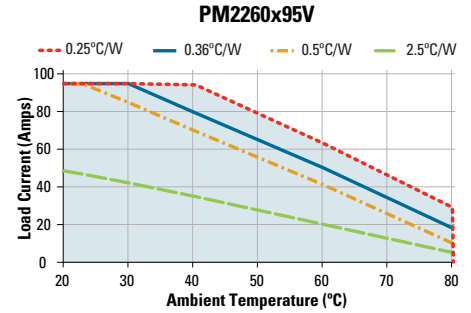


SURGE CURRENT INFORMATION



--- Single Pulse ⁽¹²⁾

THERMAL DERATE INFORMATION (9)



EQUIVALENT CIRCUIT BLOCK DIAGRAMS/WIRING DIAGRAM

DC Control



AC/DC Control

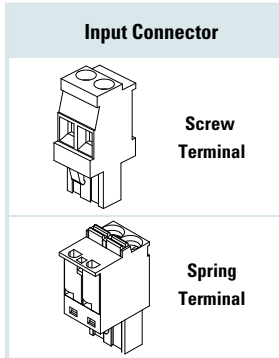


Recommended Wire Sizes

| Terminal Configuration | Wire Size (Solid / Stranded) | Wire Pull-Out Strength (lb)[N] | |
|------------------------|--|--|----------|
| Output | 2 x 20 AWG (0.75 mm ²) [minimum] | 25 [111] | |
| | 2 x 10 AWG (6 mm ²) | 80 [355] | |
| | 2 x 8 AWG (10 mm ²) [maximum] | 90 [400] | |
| Input | Screw | 30 AWG (0.05 mm ²) [minimum] | 4.5 [20] |
| | | 12 AWG (3.3 mm ²) [maximum] | 30 [133] |
| | Spring | 26 AWG (0.13 mm ²) [minimum] | 5 [22] |
| | | 12 AWG (3.3 mm ²) [maximum] | 5 [22] |

MECHANICAL SPECIFICATIONS

Tolerances: ±0.02 in / 0.5 mm
All dimensions are in: inches [millimeters]



ACCESSORIES

| Recommended Accessories | | | | | |
|-------------------------|-----------|--------------|--------------------|---------------------------|-------------|
| Connectors | ID Marker | Hardware Kit | Heat Sink Part No. | Thermal Resistance [°C/W] | Thermal Pad |
| CP201 | CNLB | HK8 | HS259DR | 2.5 | HSP-7 |
| CP202 | CNLN | | HS073 | 0.7 | |
| | CNL2 | | HS072 | 0.7 | |
| | | | HS053 | 0.5 | |
| | | | HS033 | 0.36 | |
| | | | HS023 | 0.25 | |

New Accessories!

Connectors

Part number: CP201, CP202



Pluggable input connectors, 2 position, with screw terminals (CP201) or spring type terminals (CP202). Compatible with Contactor configuration NOVA2 SSRs.

Hardware Kit

Part number: HK8



Bag with 2 SSR mounting screws 8-32 x 3/8, Hex Socket Cap, compatible with PM22 Series Panel Mount SSRs. Used to mount the SSR onto any of our compatible heat sinks.

Heat Sink

Part number: HS259DR



DIN Rail mountable heat sink with 2.5°C/W thermal resistance. Heat sink material is aluminum with black anodized finish. Suitable for mounting a single PM22 Series Panel Mount SSRs.

Thermal Pad

Part number: HSP-7



Non-adhesive thermal pad for half-puck package SSRs. Compatible with PM22 Series Panel Mount SSRs.

AGENCY APPROVALS



Certification in accordance with:

United States Standard for Industrial Control Equipment - UL 508 and Canadian Standard Association for Industrial Control Equipment – C22.2 No. 14.

TUV Certified in accordance to EN62314

Vibration Resistance:

IEC 60068-2-6: Amplitude Range 10-500 Hz, Displacement 0.75mm

Shock Resistance:

IEC 60068-2-27: Peak Acceleration 50g, Duration 11ms.

| Electromagnetic Compatibility | | | | |
|---|--|--------------------------|--------------------------|-------------|
| Generic Standard | Inmunity Tests | Test Specification Level | | Performance |
| IEC 61000-6-2 Immunity for Industrial Environments | Electrostatic Discharge IEC 61000-4-2 | 8kV air discharge | | Criterion A |
| | | 6kV contact discharge | | Criterion A |
| | Fast transients (burst) IEC 61000-4-4 | Output | 2kV, 5kHz, 100kHz | Criterion B |
| | | Input | 1kV, 5kHz, 100kHz | Criterion B |
| | Surge IEC 61000-4-5 | Output | 1kV Line to Line | Criterion B |
| | | | 2kV Line to Earth | Criterion B |
| | | AC Input | 1kV Line to Line | Criterion A |
| | | | Option 2kV Line to Earth | Criterion A |

GENERAL NOTES

- (1) Control voltage 18-52 VAC/VDC is available upon request.
- (2) All parameters at 25°C unless otherwise specified.
- (3) Output will self trigger between 900-1200 Vpk, not suitable for capacitive loads.
- (4) Heat sinking required, see derating curves. For load currents greater than 50A use conductors with at least 75°C insulation.
- (5) High inductive loads requires nominal control voltage; AC input models only.
- (6) Increase minimum voltage by 1 V for operations from -20 to -40°C.
- (7) For ambient temperatures above 40°C the maximum control voltage must not exceed 250 VAC/VDC.
- (8) Turn-on time for Instantaneous turn-on versions is 0.1 msec.
- (9) AC input models operating range is -20 to 60°C.
- (10) When protected with the appropriate class and rated fuse. For detailed info please contact Crydom Technical Support.
- (11) Input torque to screw terminals Connector.
- (12) For single surge pulse Tc=25°C; Tj=125°C. For AC Output SSRs, AC RMS value of surge current equals the peak value divided by $\sqrt{2}$ (1.414).

⚠ DANGER / PELIGRO / DANGER /GEFAHR / PERICOLO / 危險

| | | | | | |
|--|--|---|--|--|---|
| <p>HAZARD OF ELECTRIC SHOCK, EXPLOSION, OR ARC FLASH.</p> <ul style="list-style-type: none"> • Disconnect all power before installing or working with this equipment. • Verify all connections and replace all covers before turning on power. <p>Failure to follow these instructions will result in death or serious injury.</p> | <p>RIESGO DE DESCARGA ELECTRICA O EXPLOSION.</p> <ul style="list-style-type: none"> • Desconectar todos los suministros de energia a este equipo antes de trabajar con este equipo. • Verificar todas las conexiones y colocar todas las tapas antes de energizar el equipo. <p>El incumplimiento de estas instrucciones puede provocar la muerte o lesiones serias.</p> | <p>RISQUE DE DESCARGE ELECTRIQUE OU EXPLOSION</p> <ul style="list-style-type: none"> • Eteindre toutes les sources d'énergie de cet appareil avant de travailler dessus de cet appareil • Vérifier tous connections, et remettre tous couverts en place avant de mettre sous <p>De non-suivi de ces instructions provoquera la mort ou des lésions sérieuses.</p> | <p>GEFAHR EINES ELEKTRISCHE N SCHLAGES ODER EINER EXPLOSION.</p> <ul style="list-style-type: none"> • Stellen Sie jeglichen Strom ab, der dieses Gerät versorgt, bevor Sie an dem Gerät Arbeiten durchführen • Vor dem Drehen auf Energie alle Anschlüsse überprüfen und alle Abdeckungen ersetzen. <p>Unterlassung dieser Anweisungen können zum Tode oder zu schweren Verletzungen führen.</p> | <p>RISCHIO DI SCOSSA ELETTRICA O DELL'ESPLOSIONE.</p> <ul style="list-style-type: none"> • Spenga tutta l'alimentazione che fornisce questa apparecchiatura prima di lavorare a questa apparecchiatura • Verificare tutti i collegamenti e sostituire tutte le coperture prima dell'accensione <p>L'omissione di queste istruzioni provocherà la morte o lesioni serie</p> | <p>存在电击、爆炸或电弧闪烁危险</p> <ul style="list-style-type: none"> • 在操作此设备之前请先关闭电源。 <p>若不遵守这些说明,可能会导致严重的人身伤害甚至死亡。</p> |
|--|--|---|--|--|---|

⚠ WARNING / AVERTISSEMENT / WARNUNG /ADVERTENCIA / AVVERTENZA / 警告

| | | |
|--|--|--|
| <p>RISK OF MATERIAL DAMAGE AND HOT ENCLOSURE</p> <ul style="list-style-type: none"> • The product's side panels may be hot, allow the product to cool before touching. • Follow proper mounting instructions including torque values. • Do not allow liquids or foreign objects to enter this product. <p>Failure to follow these instructions can result in serious injury, or equipment damage.</p> | <p>RISQUE DE DOMMAGE MATERIEL ET DE SURCHAUFFE DU BOITIER</p> <ul style="list-style-type: none"> • Les panneaux latéraux du produit peuvent être chauds. Laisser le produit refroidir avant de le toucher. • Respecter les consignes de montage, et notamment les couples de serrage. • Ne pas laisser pénétrer de liquide ni de corps étrangers à l'intérieur du produit. <p>Le non-respect de cette directive peut entraîner, des lésions corporelles graves ou des dommages matériels.</p> | <p>GEFAHR VON MATERIALSCHÄDEN UND GEHÄUSEERHITZUNG</p> <ul style="list-style-type: none"> • Die Seitenwände können heiß sein. Lassen Sie das Produkt abkühlen, bevor Sie es berühren. • Beachten Sie die Montageanweisungen, • Führen Sie keine Flüssigkeiten oder Fremdkörper in das Produkt ein. <p>Die Nichtbeachtung dieser Anweisung kann Körperverletzung oder Materialschäden zur Folge haben.</p> |
| <p>RIESGO DE DAÑOS MATERIALES Y DE SOBRECALENTAMIENTO DE LA UNIDAD</p> <ul style="list-style-type: none"> • Los paneles laterales del producto pueden estar calientes. Esperar que el producto se enfríe antes de tocarlo. • Respetar las instrucciones de montaje, y en particular los pares de apretado. • No dejar que penetren líquidos o cuerpos extraños en el producto. <p>Si no se respetan estas precauciones pueden producirse graves lesiones, daños materiales.</p> | <p>RISCHIO DI DANNI MATERIALI E D'INVOLUCRO CALDO</p> <ul style="list-style-type: none"> • I pannelli laterali dell'apparecchio possono scottare; lasciar quindi raffreddare il prodotto prima di toccarlo. • Seguire le istruzioni di montaggio corrette. • Non far entrare liquidi o oggetti estranei in questo apparecchio. <p>La mancata osservanza di questa precauzione può causare gravi rischi per l'incolumità personale o danni alle apparecchiature.</p> | <p>材料损坏和高温外壳的危险性</p> <ul style="list-style-type: none"> • 产品的一侧面板可能很热, 在其冷却前请不要触碰。 • 遵照正确的安装说明, 包括扭矩值。 • 请勿让液体及其他异物进入本产品。 <p>如不能正确执行这些操作说明, 极有可能造成严重人体伤害或者设备的损坏。</p> |

ANNEX - ENVIROMENTAL INFORMATION

The environmental information disclosed in this annex including the EIP Pollution logo are in compliance with People’s Republic of China Electronic Industry Standard SJ/T11364 – 2006, Marking for Control of Pollution Caused by Electronic Information Products.

| Part Name | Toxic or hazardous Substance and Elements | | | | | |
|-------------------|---|--------------|--------------|-------------------------------|--------------------------------|---------------------------------------|
| | Lead (Pb) | Mercury (Hg) | Cadmium (Cd) | Hexavalent Chromium (Cr (VI)) | Polybrominated biphenyls (PBB) | Polybrominated diphenyl ethers (PBDE) |
| Semiconductor die | X | O | O | O | O | O |
| Solder | X | O | O | O | O | O |

附件 - 环保信息

此附件所标示的包括电子信息产品污染图标的环保信息符合中华人民共和国电子行业标准 SJ/T11364 - 2006, 电子信息产品污染控制标识要求。

| 部件名称 | 有毒有害物质或元素 | | | | | |
|-------|-----------|--------|--------|---------------|------------|--------------|
| | 铅 (Pb) | 汞 (Hg) | 镉 (Cd) | 六价铬 (Cr (VI)) | 多溴联苯 (PBB) | 多溴二苯醚 (PBDE) |
| 半导体芯片 | X | O | O | O | O | O |
| 焊接点 | X | O | O | O | O | O |

