

Series 12X Shortstop Circuit Breakers

Auto, Manual & Modified Reset Circuit Breakers

Specifications

Single Pole Thermal Type Breakers

Applications: Battery chargers, trucks, buses, RVs, trolling motors, etc

Rating: 5-50A, 14Vdc; 28Vdc (Series 123, 124, & 125)

Interrupt Rating: Main Circuit Protection: 1.5kA @ 12Vdc (Series 123 w/plastic cover);

Branch Circuit Protection: 2.5kA @ 12Vdc (Series 121 & 124 -01 sealed & Series 123 w/plastic cover)

Operating Temperature Rating: -40°F (-40°C) to 185°F (85°C)

Storage Temperature Rating: -40°F (-40°C) to 260°F (125°C)

Materials: Black UL-Rated thermoplastic body (thermoset for Type II body & buttons). Cover is grey thermoplastic or steel-Type I gold, Type II silver

Marking: Custom marking available. Consult factory for options


Termination: #10-32 thread and quick-connect options available

Torque Rating: 24 in-lbs (2.7N•m) max

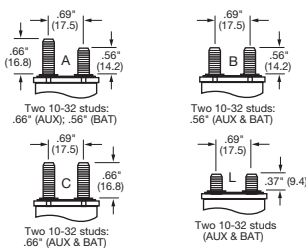
Mounting Torque Rating: Plastic cover - 15 in-lbs (1.7N•m); Metal cover - 30 in-lbs (3.4N•m)

Ingress Protection Rating: IP66 On plastic cover version only (except for terminals)

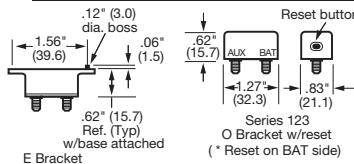
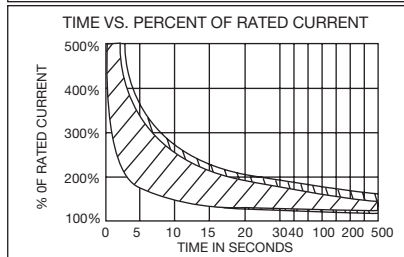
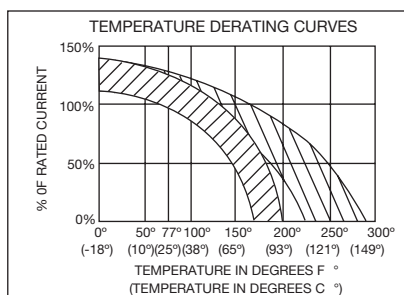
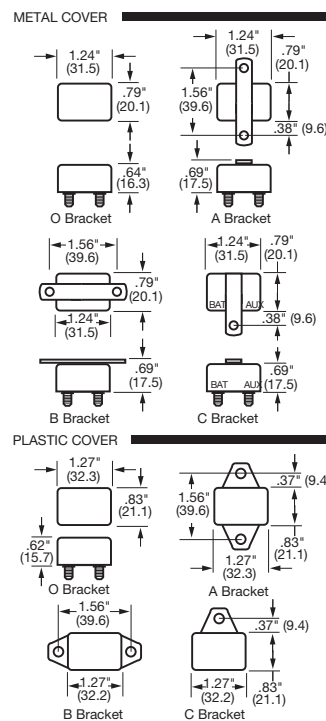
Compliances: SAE J553; SAE J1171 (ignition protected)



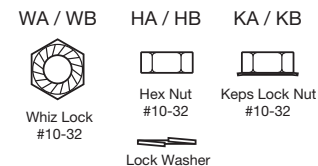
Terminal Options



Cover & Bracket Options



Hardware



Part Numbering System

Series	Terminal	Rating	Bracket	Mtg. Holes	Cover*	Options	Hardware
121 - Type I, 12 VDC	A - Two 10-32 studs; .66 (Aux), .56 (Bat)	05 - 5 amps 08 - 8 amps	0 - No bracket A - Bracket	0 - No bracket 1 - .140 dia. 2 - .196 dia. 3 - .237 dia. 4 - .265 dia. (metal only) 5 - .228 dia. (plastic only) 6 - .221 dia. (metal only)	M - Metal* P - Plastic*	01 - Waterproof (metal covers only) 02 - Splashproof (optional on metal covers - add 02 suffix; std. on plastic covers - omit 02 suffix.)	WA - Whiz-lock nut assembled WB - Whiz-lock nut bulk HA - Nut & lock washer assembled HB - Nut & lock washer bulk KA - Keps lock nut assembled KB - Keps lock nut bulk
122 - Type II, 12 VDC	B - Two 10-32 studs; .56 (Aux & Bat)	12 - 12 amps	B - Bracket				
123 - Type III, 24 VDC	C - Two 10-32 studs; .66 (Aux & Bat)	15 - 15 amps 20 - 20 amps	C - Bracket E - Bracket (plastic only)				
124 - Type I, 24 VDC	***D - Two .250 QC; (Aux & Bat)	25 - 25 amps 30 - 30 amps					
125 - Type II, 24 VDC	**H - One 10-32 stud .56 (Bat), Double .250 QC (Aux) L - Two 10-32 studs; .37 (Aux & Bat)	35 - 35 amps 40 - 40 amps 50 - 50 amps					

*Series 123 available in plastic cover only. Series 122 & 125 available in metal cover only. **40A maximum ***30A maximum