

**NOTES:**

1. ROHS COMPLIANT
2. MATERIAL:  
 PANEL CONNECTOR SOCKET - POLYPROPYLENE, UL RATING 94-HB  
 HEADER CONNECTOR - POLYESTER, UL RATING 94-V0  
 TERMINALS - PHOSPHOR BRONZE, TIN PLATE  
 WIRE - 24 AWG 1007/ 1569
3. MOUNTING: HOLE SIZE - 9/32" (7.14mm)
4. PANEL THICKNESS: .030" (.762mm) MIN - .125" (3.175mm) MAX  
 FOR PANEL THICKNESS .030" (.762mm) - .045" (1.143mm) USE 2 SPC 060 SPACERS  
 FOR PANEL THICKNESS .050" (1.27mm) - .100" (2.54mm) USE 1 SPC 060 SPACER  
 FOR PANEL THICKNESS .105" (2.67mm) - .125" (3.175mm) NO SPACER REQUIRED
5. LED LEAD LENGTH: FOR CMC 285 - .350" ± .01" (8.89mm ± 0.254mm)  
 FOR CMC 313, CMC 321, CMC 323, AND CMS 322 - .250" ± 0.01" (6.35mm ± 0.254mm)
6. U.S. & FOREIGN PATENT ISSUED AND PENDING

| REVISIONS |     |                            |          |          |
|-----------|-----|----------------------------|----------|----------|
| ECN #     | REV | DESCRIPTION                | DATE     | INITIALS |
|           | 001 | REVISED PER ECR 111009AZ01 | 11/26/10 | KH       |

LED/ SPACER  
(ORDER SEPARATELY)



5MM LED



SPC 060

CABLE ORDERING CODE EXAMPLE:

**CNX C E 4 1 12**

| TERMINATION * |                           |
|---------------|---------------------------|
| X =           | STRIPPED END              |
| E =           | SINGLE ROW LOCKING HEADER |
| G =           | SINGLE ROW PLAIN HEADER   |

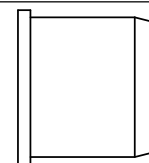
| WIRE SIZE * |        |
|-------------|--------|
| 4           | 24 AWG |

| WIRE COLOR * |               |
|--------------|---------------|
| 1            | WHITE - BLACK |
| 2            | RED - BLACK   |

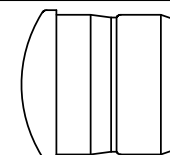
| WIRE LENGTH * |                     |
|---------------|---------------------|
| 04            | 4 INCHES (101.6mm)  |
| 06            | 6 INCHES (152.4mm)  |
| 08            | 8 INCHES (203.2mm)  |
| 12            | 12 INCHES (304.8mm) |
| 18            | 18 INCHES (457.2mm) |
| 24            | 24 INCHES (609.6mm) |

\* CALL  
FACTORY FOR  
ADDITIONAL  
OPTIONS

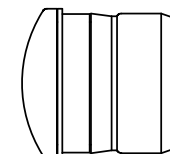
LENS/ PANEL MOUNT  
(ORDER SEPARATELY)



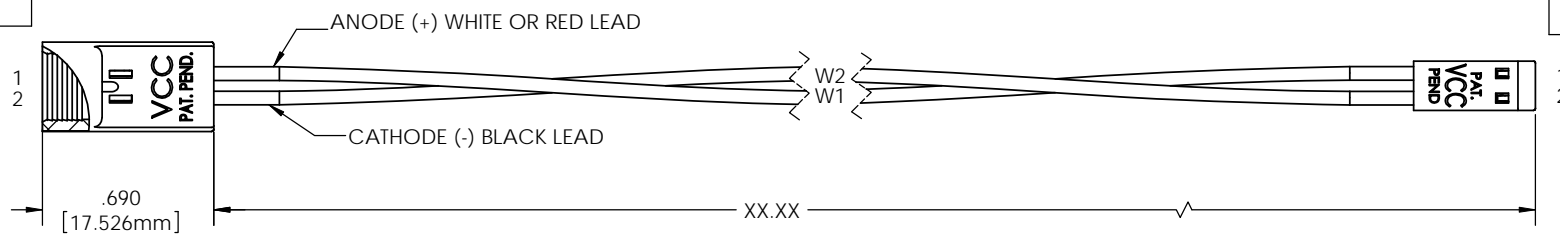
CMC 285



CMC 313  
CMC 321  
CMC 323



CMS 322



|  |                               |   |  |
|--|-------------------------------|---|--|
| DIMENSION STYLE: INCHES / MM<br>GENERAL TOLERANCES UNLESS<br>OTHERWISE SPECIFIED:<br>INCHES ± .500<br>MM ± 12.7  | MATERIAL<br>SEE NOTES         | <b>VGG</b>   OPTOELECTRONICS<br>190 BOSSTICK BLVD. SUITE 101 SAN MARCOS, CA 92069 U.S.A.<br>PHONE: (760) 560-1300, FAX: (760) 560-1301 EMAIL: vccsales@vcc-lite.com |  |
|  | FINISH<br>SEE NOTES           | TITLE:<br><b>CNX C CABLE ASSEMBLY</b>   |  |
| PROPRIETARY AND CONFIDENTIAL<br>THE INFORMATION CONTAINED<br>IN THIS DRAWING IS THE SOLE<br>PROPERTY OF VISUAL<br>COMMUNICATIONS COMPANY, INC.<br>ANY REPRODUCTION IN PART OR AS<br>A WHOLE WITHOUT THE WRITTEN<br>PERMISSION OF VISUAL<br>COMMUNICATIONS<br>COMPANY, INC IS PROHIBITED. | APPROVAL                      | DATE  | SIZE DWG. NO. REV<br><b>B</b> CNX C ASSY 001 |
|  | DRAWN K.Howard<br>CHECKED DPZ | 11/26/10<br>11/26/10  | DO NOT SCALE DRAWING                         |