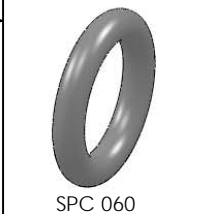
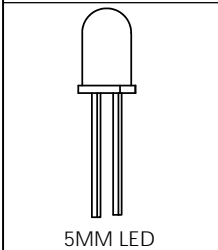


**NOTES:**

- ROHS COMPLIANT
- MATERIAL:  
 PANEL CONNECTOR SOCKET - POLYPROPYLENE, UL RATING 94-HB  
 HEADER CONNECTOR - POLYESTER, UL RATING 94-V0  
 TERMINALS - PHOSPHOR BRONZE, TIN PLATE  
 WIRE - 24 AWG 1007/ 1569
- MOUNTING: HOLE SIZE - 9/32" (7.14mm)
- PANEL THICKNESS: .030" (.762mm) MIN - .125" (3.175mm) MAX  
 FOR PANEL THICKNESS .030" (.762mm) - .045" (1.143mm) USE 2 SPC 060 SPACERS  
 FOR PANEL THICKNESS .050" (1.27mm) - .100" (2.54mm) USE 1 SPC 060 SPACER  
 FOR PANEL THICKNESS .105" (2.67mm) - .125" (3.175mm) NO SPACER REQUIRED
- LED LEAD LENGTH: FOR CMC 285 - .350" ± .01" (8.89mm ± 0.254mm)  
 FOR CMC 313, CMC 321, CMC 323, AND CMS 322 - .250" ± 0.01" (6.35mm ± 0.254)
- U.S. & FOREIGN PATENT ISSUED AND PENDING

REVISIONS				
ECN #	REV	DESCRIPTION	DATE	INITIALS
	001	REVISED PER ECR 111009AZ01	11/26/10	KH

LED/ SPACER  
(ORDER SEPARATELY)



CABLE ORDERING CODE EXAMPLE:

**CNX C E 4 1 12**

TERMINATION *	
X =	STRIPPED END
E =	SINGLE ROW LOCKING HEADER
G =	SINGLE ROW PLAIN HEADER

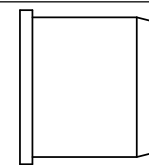
WIRE SIZE *	
4	24 AWG

WIRE COLOR *	
1	WHITE - BLACK
2	RED - BLACK

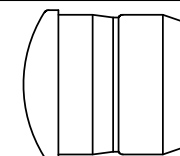
WIRE LENGTH *	
04	4 INCHES (101.6mm)
06	6 INCHES (152.4mm)
08	8 INCHES (203.2mm)
12	12 INCHES (304.8mm)
18	18 INCHES (457.2mm)
24	24 INCHES (609.6mm)

\* CALL  
FACTORY FOR  
ADDITIONAL  
OPTIONS

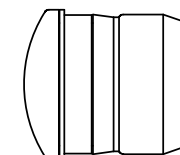
LENS/ PANEL MOUNT  
(ORDER SEPARATELY)



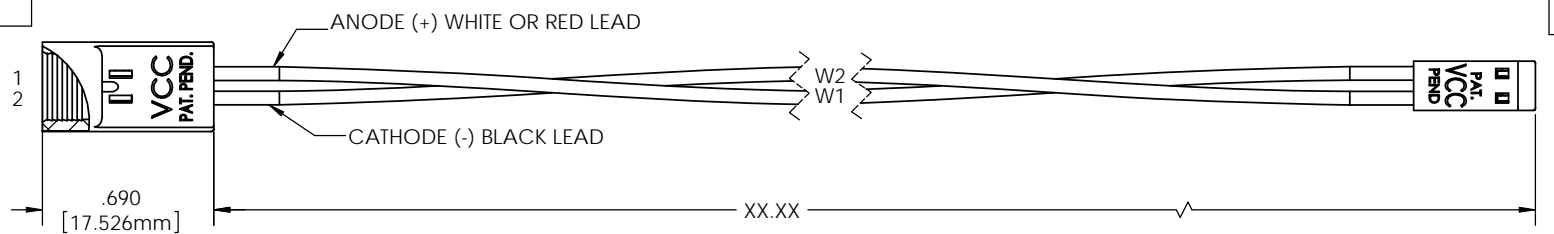
CMC 285



CMC 313  
CMC 321  
CMC 323



CMS 322



DIMENSION STYLE: INCHES / MM GENERAL TOLERANCES UNLESS OTHERWISE SPECIFIED: INCHES ± .500 MM ± 12.7  THIRD ANGLE PROJECTION PROPRIETARY AND CONFIDENTIAL THE INFORMATION CONTAINED IN THIS DRAWING IS THE SOLE PROPERTY OF VISUAL COMMUNICATIONS COMPANY, INC. ANY REPRODUCTION IN PART OR AS A WHOLE WITHOUT THE WRITTEN PERMISSION OF VISUAL COMMUNICATIONS COMPANY, INC IS PROHIBITED.	MATERIAL SEE NOTES	<b>VCG</b>   OPTOELECTRONICS 190 BOSSTICK BLVD. SUITE 101 SAN MARCOS, CA 92069 U.S.A. PHONE: (760) 560-1300, FAX: (760) 560-1301 EMAIL: vcsales@vcclite.com	
	FINISH SEE NOTES	TITLE: <b>CNX C CABLE ASSEMBLY</b>	
APPROVAL DRAWN K.Howard CHECKED DPZ DO NOT SCALE DRAWING	DATE 11/26/10 11/26/10	SIZE <b>B</b>	DWG. NO. <b>CNX C ASSY</b>
		REV <b>001</b>	SHEET 1 OF 1