

## Single relay - REL-MR- 24AC/21-21/MS - 2987956

Please be informed that the data shown in this PDF Document is generated from our Online Catalog. Please find the complete data in the user's documentation. Our General Terms of Use for Downloads are valid (<http://phoenixcontact.com/download>)




Plug-in miniature relay, with power contact, 2 PDTs, test button, mechanical switch position indicator, status LED, input voltage 24 V AC

The figure shows the 230 V version.

### Why buy this product

- With detectable manual operation
- Switching current of up to 16 A
- DC types with integrated freewheeling diode
- Integrated status LED
- Mechanical switch position indicator

### Key Commercial Data

Packing unit	10 STK
Minimum order quantity	10 STK
GTIN	 4 046356 480666
Weight per Piece (excluding packing)	18.2 g
Weight per piece (including packing)	18.6 g
Country of origin	China

### Technical data

#### Dimensions

Width	12.7 mm
Height	29 mm
Depth	25 mm

#### Ambient conditions

Ambient temperature (operation)	-40 °C ... 70 °C
Ambient temperature (storage/transport)	-40 °C ... 85 °C

#### Coil side

Nominal input voltage $U_N$	24 V AC
Typical input current at $U_N$	32 mA
Typical response time	3 ms ... 12 ms (depending on phase relation)

# Single relay - REL-MR- 24AC/21-21/MS - 2987956

## Technical data

### Coil side

Typical release time range	2 ms ... 8 ms (depending on phase relation)
----------------------------	---

### Contact side

Contact type	2 PDT
Contact material	AgNi
Maximum switching voltage	250 V AC/DC
Minimum switching voltage	12 V (at 10 mA)
Min. switching current	10 mA (at 12 V)
Maximum inrush current	16 A (20 ms)
Limiting continuous current	8 A
Interrupting rating (ohmic load) max.	2000 VA (for 250 V AC)
Switching capacity in acc. with DIN VDE 0660/IEC 60947	1 A (at 24 V, DC13)
	1.5 A (at 24 V, AC15)
	1.5 A (at 120 V, AC15)
	1.5 A (at 240 V, AC15)

### General

Test voltage relay winding/relay contact	5 kV AC (50 Hz, 1 min.)
Test voltage relay contact/relay contact	2.5 kV AC (50 Hz, 1 min.)
Mechanical service life	5 x 10 <sup>6</sup> cycles
Standards/regulations	DIN EN 61810-1
	VDE 0435-201
	EN 50178
	IEC 62103

### Standards and Regulations

Connection in acc. with standard	CUL
Standards/regulations	DIN EN 61810-1
	VDE 0435-201
	EN 50178
	IEC 62103

### Classifications

#### eCl@ss

eCl@ss 4.0	27371104
eCl@ss 4.1	27371104
eCl@ss 5.0	27371001
eCl@ss 5.1	27371001
eCl@ss 6.0	27371001
eCl@ss 7.0	27371001
eCl@ss 8.0	27371601

# Single relay - REL-MR- 24AC/21-21/MS - 2987956

## Classifications

### eCl@ss

eCl@ss 9.0	27371601
------------	----------

### ETIM

ETIM 2.0	EC000196
ETIM 3.0	EC000196
ETIM 4.0	EC000196
ETIM 5.0	EC001437

### UNSPSC

UNSPSC 6.01	30211916
UNSPSC 7.0901	39121515
UNSPSC 11	39121515
UNSPSC 12.01	39121515
UNSPSC 13.2	39121515

## Approvals

### Approvals

#### Approvals

UL Recognized / VDE Zeichengenehmigung / cUL Recognized / EAC / EAC / cULus Recognized

#### Ex Approvals

#### Approvals submitted

### Approval details

UL Recognized
---------------

VDE Zeichengenehmigung
------------------------

cUL Recognized
----------------

# Single relay - REL-MR- 24AC/21-21/MS - 2987956

## Approvals

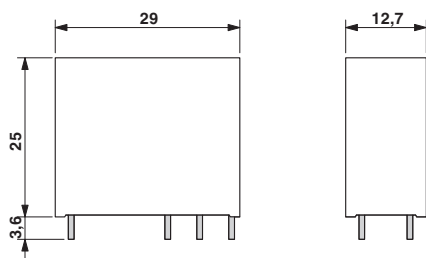
EAC

EAC

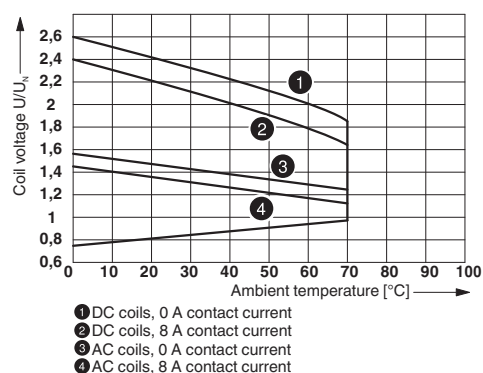
cULus Recognized

## Drawings

Dimensional drawing

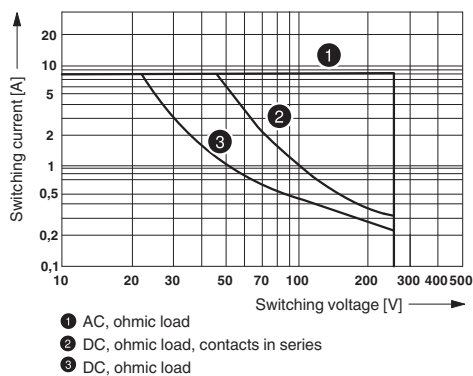


Diagram



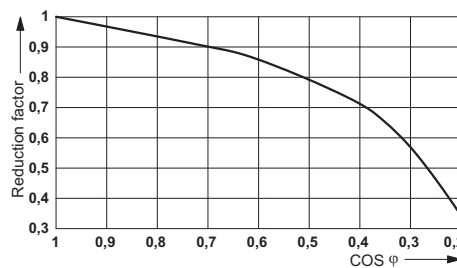
Operating voltage range

Diagram



Interrupting rating

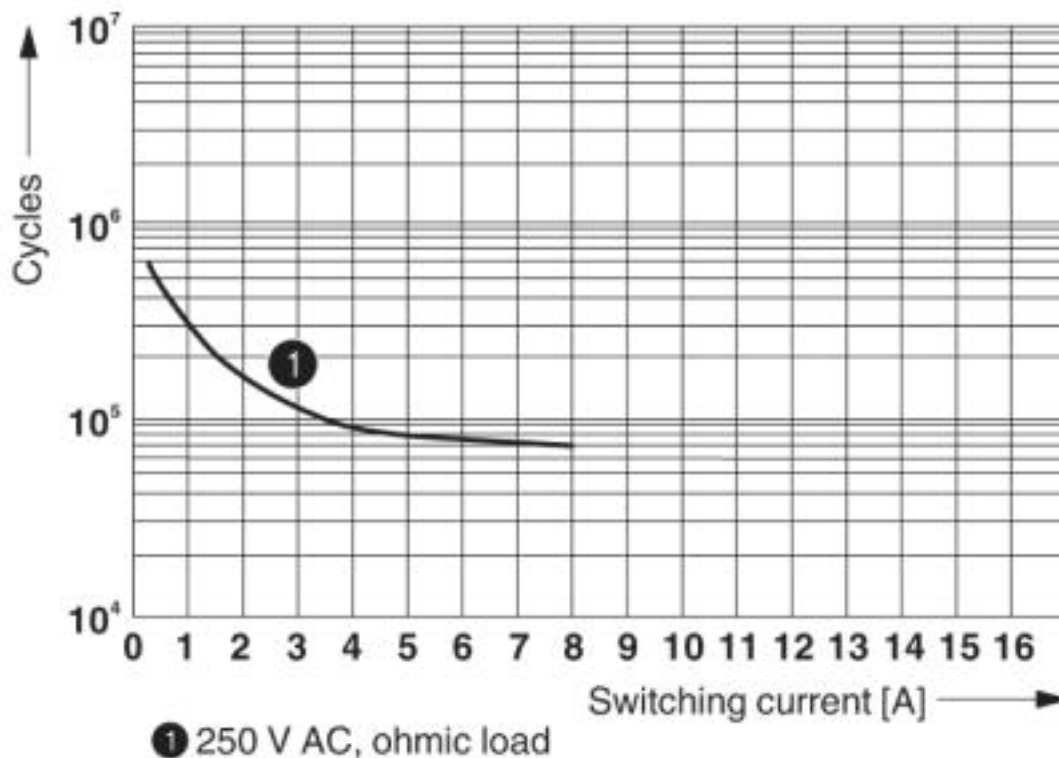
Diagram



Service life reduction factor with various cos phi

# Single relay - REL-MR- 24AC/21-21/MS - 2987956

Diagram



Electrical service life

Phoenix Contact 2016 © - all rights reserved  
<http://www.phoenixcontact.com>

PHOENIX CONTACT GmbH & Co. KG  
Flachsmarktstr. 8  
32825 Blomberg  
Germany  
Tel. +49 5235 300  
Fax +49 5235 3 41200  
<http://www.phoenixcontact.com>