


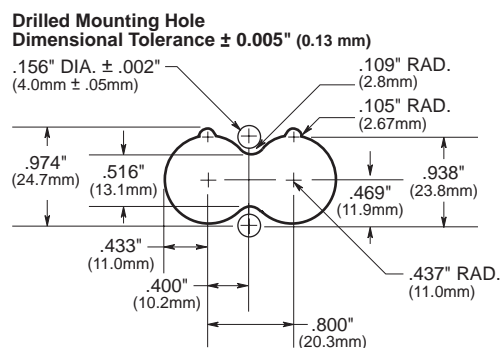
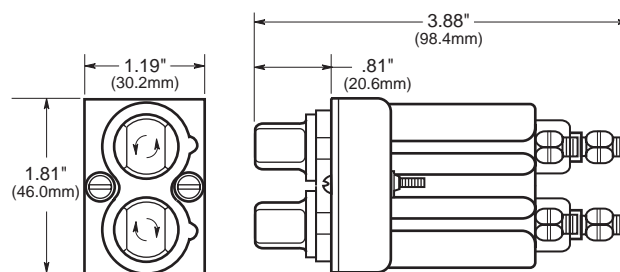
Military Fuseholders

Panel Mount-Lamp Indicating

FHL10U
HGA-C



Dimensional Data



CATALOG SYMBOL: FHL10U
LAMP INDICATING
MEETS MILITARY SPECIFICATION - MIL-F-19207/1
NO AGENCY LISTINGS
FOR MILITARY 1/4" x 1-1/4" FUSES:
F02 AND F03 SERIE
COMMERCIAL EQUIVALENT: HGA-C

Specifications

Knob	Clear transparent bayonet type (fuses mount in fuse clips of a fuse carrier)
Terminals	Threaded stud type; tooth lockwashers and hex nuts.
Enclosure	Unsealed—(FHL10U) IAW MIL-STD-108.
Panel Thickness	0.125 Max.
Rating	30 amperes. 90—250 volts.
Resistor	120,000 ohms.
Body Material	Grey; meets MIL-M-14; fire retardent IAW MIL-STD-454.
Fuse	Style MIL-F-15160 F02, F03 and MIL-F-23419/9 FM09.
Qualified and tested per MIL-F-19207. Group A, B and C.	
Mechanical Shock	MIL-STD-202. Method I.
Terminal Strength	20 lbs.
Torque	15 lbs.-inch.

The only controlled copy of this BIF document is the electronic read-only version located on the Bussmann Network Drive. All other copies of this BIF document are by definition uncontrolled. This bulletin is intended to clearly present comprehensive product data and provide technical information that will help the end user with design applications. Bussmann reserves the right, without notice, to change design or construction of any products and to discontinue or limit distribution of any products. Bussmann also reserves the right to change or update, without notice, any technical information contained in this bulletin. Once a product has been selected, it should be tested by the user in all possible applications.