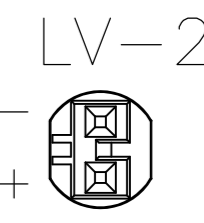
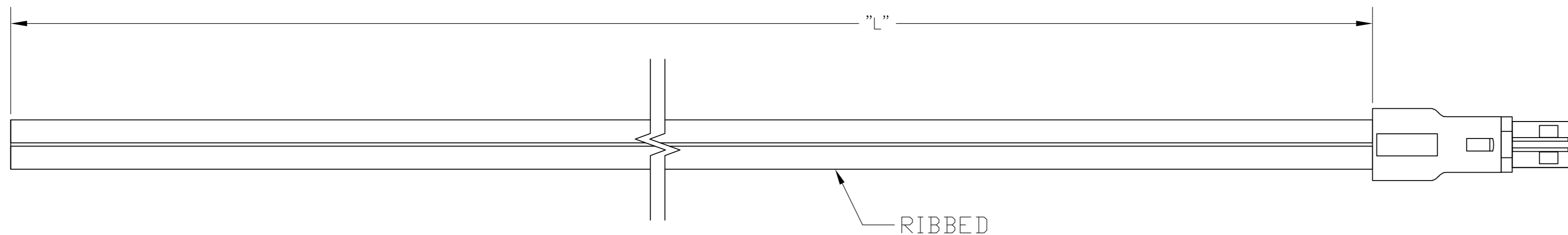


THIS DRAWING IS UNPUBLISHED. RELEASED FOR PUBLICATION
 © COPYRIGHT - By - ALL RIGHTS RESERVED.

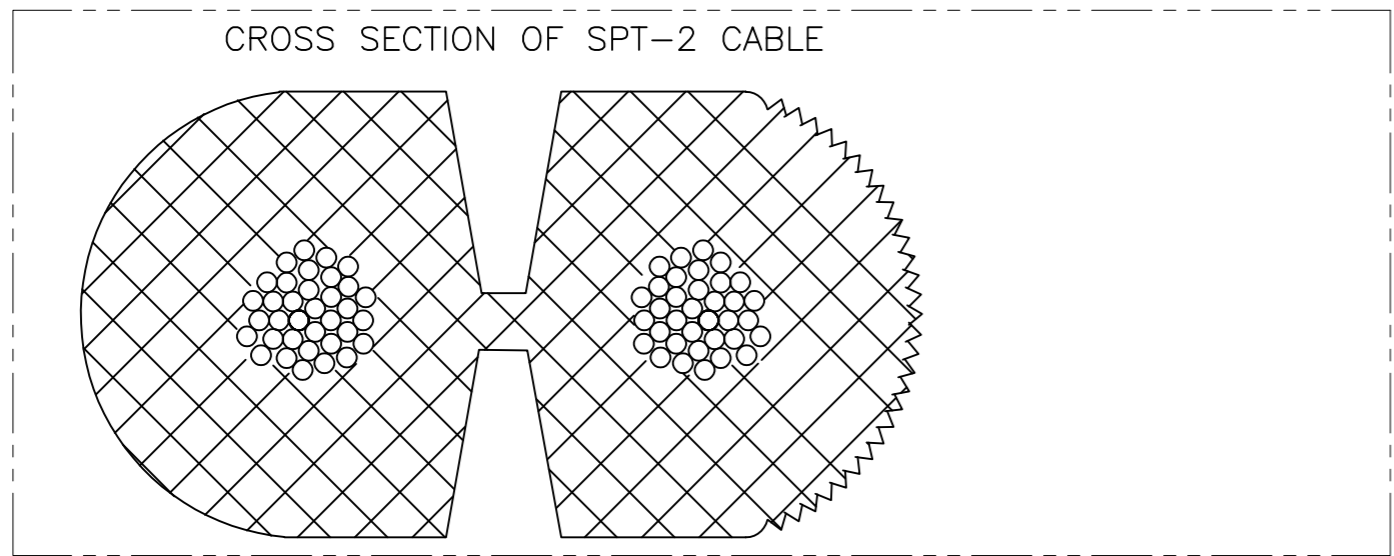
LOC	DIST	REVISIONS			
P	LTR	DESCRIPTION	DATE	DWN	APVD
GP	00	A	INITIAL RELEASE	01/AUG/11	ECC PB



WIRING SCHEDULE		
	SIDE	PLUG
+	RIBBED	1
-	SMOOTH	2

3

1. PACKAGING ACC. TO TE SPEC.107-18032
BUNDLE EVERY 25 ASSEMBLIES WITH A RUBBER BAND
 2. ELECTRICAL TEST CONTAINING "SHORT CIRCUIT TEST, CONTINUITY AND ACCURATE CAVITY ASSIGNMENT TEST" ACC. TO TE-SPEC.108-18857, SUBSECTION 3.1.1
- 3 WIRING SCHEDULE AS SHOWN



16.0 FT	±3.84	2181195-8
14.0 FT	±3.36	2181195-7
12.0 FT	±2.88	2181195-6
10.0 FT	±2.4	2181195-5
8.0 FT	±1.92	2181195-4
6.0 FT	±1.44	2181195-3
4.0 FT	±.96	2181195-2
2.0 FT	±.48	2181195-1
"L"	TOLERANCES [INCHES]	TE P/N

THIS DRAWING IS A CONTROLLED DOCUMENT.		DWN E.C. CLAYBAUGH 17/JUN/11														
DIMENSIONS: INCHES		CHK P. BECKER 13/JUL/11														
TOLERANCES UNLESS OTHERWISE SPECIFIED:		APVD P. BECKER 01/AUG/11	NAME CABLE ASSY, NECTOR, LV-2, PLUG - PIGTAIL													
<table border="1"> <tr><td>0 PLC</td><td>± -</td></tr> <tr><td>1 PLC</td><td>± -</td></tr> <tr><td>2 PLC</td><td>± -</td></tr> <tr><td>3 PLC</td><td>± -</td></tr> <tr><td>4 PLC</td><td>± -</td></tr> <tr><td>ANGLES</td><td>± -</td></tr> </table>		0 PLC	± -	1 PLC	± -	2 PLC	± -	3 PLC	± -	4 PLC	± -	ANGLES	± -	PRODUCT SPEC	SIZE A2	
0 PLC	± -															
1 PLC	± -															
2 PLC	± -															
3 PLC	± -															
4 PLC	± -															
ANGLES	± -															
MATERIAL		APPLICATION SPEC	CAGE CODE 00779	DRAWING NO 2181195												
FINISH		WEIGHT	RESTRICTED TO	SCALE NTS												
		CUSTOMER DRAWING	SHEET 1 of 1	REV A												

2181195