



CFM06S SERIES

6 WATT SINGLE OUTPUT AC-DC OPEN FRAME



Features

- * Universal Input 90~264VAC
- * High Efficiency up to 81%
- * Approved EN55032 Class B and CIRSS/FCC Class B
- * Approved IEC62368-1, UL62368-1, EN62368-1
- * Meets EN61558 (60335)
- * Continuous Short Circuit Protection
- * No load input power < 75mW
- * Over Voltage Protection
- * Class II



Ordering information

CFM06SXXX - X

Blank: PCB mount

E: Encapsulated

T: WAFER

MODEL	Output Voltage	Output Current	Ripple (mV p-p) NOTE 1	Voltage Accuracy NOTE 2	Line Regulation NOTE 3	Load Regulation NOTE 4	% EFF. (typ.) NOTE 5
CFM06S033	3.3V	1.5A	100mV	±6%	±1%	±6%	73%
CFM06S050	5V	1.2A	100mV	±5%	±1%	±5%	78%
CFM06S090	9V	0.67A	100mV	±5%	±1%	±5%	80%
CFM06S120	12V	0.5A	120mV	±3%	±1%	±3%	81%
CFM06S150	15V	0.4A	150mV	±3%	±1%	±3%	81%
CFM06S240	24V	0.25A	240mV	±3%	±1%	±3%	81%

Typical at 25°C, nominal line and 75% load, unless otherwise Specified

Specifications

INPUT SPECIFICATIONS:

Voltage 90~264Vac
 Frequency 47 to 63Hz
 Inrush Current 90A max. @240Vac, Cold Start @25°C
 Leakage Current 0.25mA max. @ 264Vac
 Input Current 0.25A max.

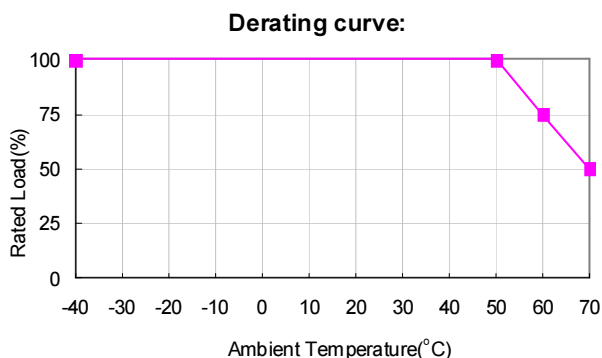
OUTPUT SPECIFICATIONS:

Holdup Time 12ms typ. @115Vac
 Short Circuit Protection Hiccup Mode (Auto Recovery)
 Temperature Coefficient ±0.05%/°C

GENERAL SPECIFICATIONS:

Isolation Voltage(Input to Output) 3000VAC:
 Operating Temperature..... -40°C~70°C (Derating from 50°C to 70°C)
 Storage Temperature -40°C~85°C
 Cooling Natural Convection
 Humidity 93% RH max. Non condensing
 Switching Frequency 30~70KHz Typical
 MTBF MIL-HDBK-217F, GB, 25°C/115VAC 610Khrs min.
 Life Time 56000 hours min.@ 75% load, 40°C
 Altitude 5000m
 Dimensions 1.555x0.764x0.720 Inches (39.50x19.40x18.30mm)
 -E: 1.618x0.827x0.787 Inches (41.10x21.00x20.00mm)
 -T: 1.950x0.709x0.689 Inches (49.53x18.00x17.50mm)
 Weight 11g, (-E): 30g, (-T): 12g

CFM06S Series De-rating Curve



SAFETY AND EMISSION:

Emission and Immunity..... EN55032 Class B, EN55024, EN61204-3
 EN61000-3-2, -3, EN61000-6-1, 2, 3, 4
 47 CFR FCC Part 15 Subpart B (Class B)
 Safety IEC62368-1, UL62368-1, EN62368-1, IEC60950-1

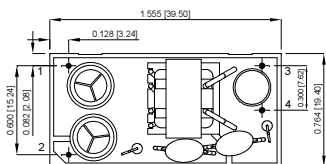
NOTE:

1. Voltage accuracy is set of 100% rated load.
2. Add a 0.1uF ceramic capacitor and a 10uF E.L. capacitor to output for ripple&noise measuring @20MHz BW.
3. Line regulation is measured from high line to low line with full load.
4. Load regulation is measured from 10% to 100% full load.
5. Typical efficiency at 230Vac and full load at 25°C
6. T Version wafer with JST B3B-XH / B4B-XH and mate with JST housing XH series or equivalent..

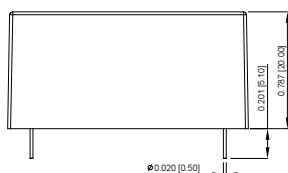
Mechanical Specification

All Dimensions In Inches[mm]
 Tolerance Inches:xxxx= ± 0.02
 Millimeters: .xx = ± 0.5

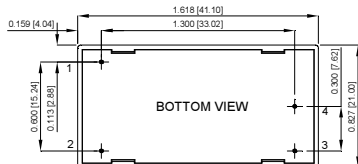
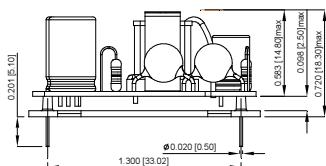
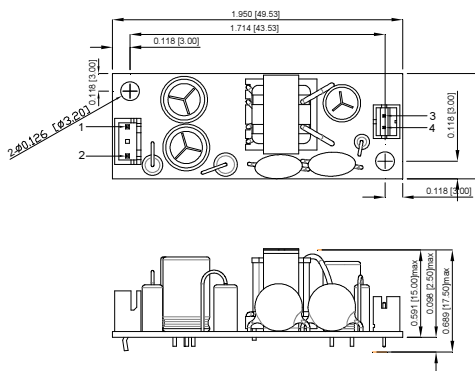
CFM60SXXX



CFM60SXXX-E



CFM60SXXX-T



PIN CONNECTION	
Pin	Function
1	ACN
2	ACL
3	+Vout
4	-Vout

Typical at 25°C, nominal line and 75% load, unless otherwise Specified