

# "High Frequency Ceramic Solutions"

**2.45GHz WLAN/Bluetooth EIA 0603 High Rejection Band Pass Filter P/N 2450BP14F0100 with bottom terminations for reduced footprint**

Detail Specification: 5/10/2017

Page 1 of 3

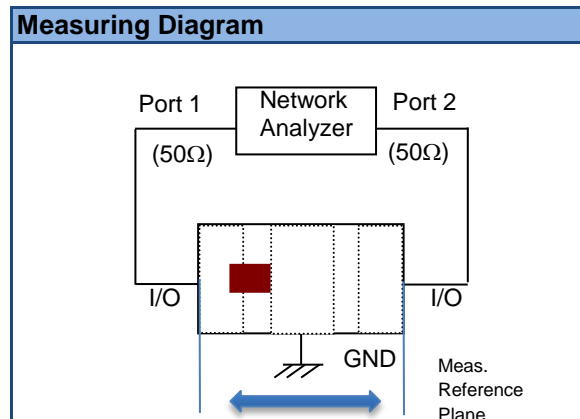
General Specifications			
Part Number	2450BP14F0100	Reel Quantity	4,000
Frequency (MHz)	2400 ~ 2500	Operating Temperature	-40 to +85°C
Insertion Loss @ BW(dB)	2.5max. (25°C)	Recommended Storage Conditions	+5 to +35°C, 45~75%RH
	2.8max. (-40 to +85)		
Return Loss @ BW(dB)	10 min.	Storage Period	18 months max.*
Attenuation (dB)	40 dB @ < 880~915	Power Capacity	2W max. (CW)
	40 dB @ < 1710~1850	Solder Paste	SAC 305 type is recommended
	40 dB @ < 1850~1910		
	40 dB @ < 1920~1990		
	25 dB @ < 2110~2170		
	30 dB @ < 4800~5000		
20 dB @ < 7200~7500			

\*18 months in vacuum sealed bag and 1 week cumulative after opened. For more info:  
<https://www.johansontechnology.com/silverleads>

Part Number Explanation				
P/N Suffix	Packing Style	Bulk	Suffix = S	eg. 2450BP14F0100S
		T & R	Suffix = T	eg. 2450BP14F0100T
	Termination style	100% Tin	Suffix = None	eg. 2450BP14F0100 (T or S)
	Evaluation Board 2-port SMA. 50Ω			2450BP14F0100-EB1SMA

Mechanical Dimensions		
	In	mm
L	0.063 ± 0.006	1.60 ± 0.15
W	0.031 ± 0.006	0.80 ± 0.15
T	0.024 max.	0.6 max.
a	0.014 ± 0.004	0.35 ± 0.10
b	0.020 ± 0.004	0.50 ± 0.10
c	0.008 + 0.002	0.20 + 0.05

Terminal Configuration		
No.	Function	
1	IN	
2	GND	
3	OUT	



[www.johansontechnology.com](http://www.johansontechnology.com)  
 4001 Calle Tecate • Camarillo, CA 93012 • TEL 805.389.1166 FAX 805.389.1821

Ver. 1.2

2017 Johanson Technology, Inc. All Rights Reserved

# "High Frequency Ceramic Solutions"

2.45GHz WLAN/Bluetooth EIA 0603 High Rejection Band Pass Filter P/N 2450BP14F0100  
with bottom terminations for reduced footprint

Detail Specification: 5/10/2017

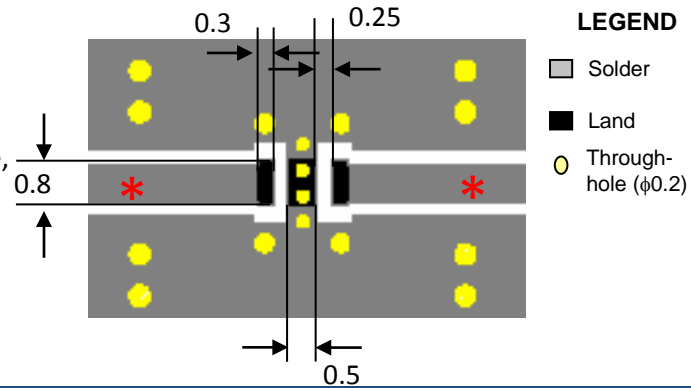
Page 2 of 3

## Mounting Considerations

Mount these devices with brown mark facing up.

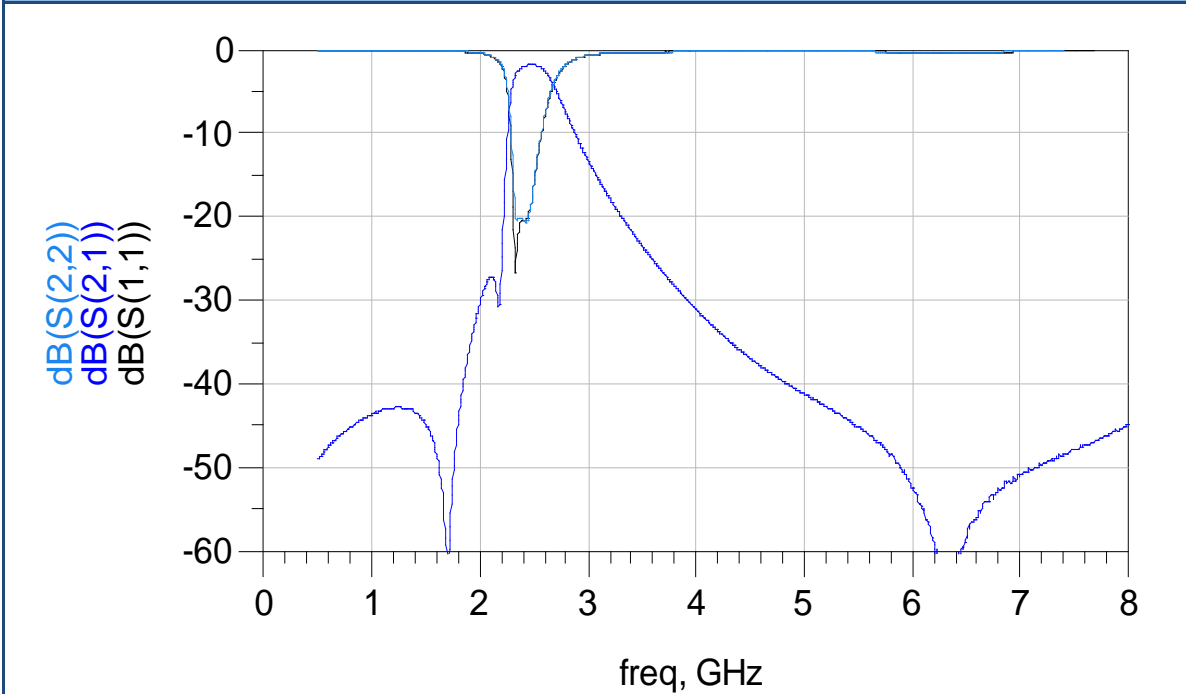
\*Line width should be designed to match 50Ω characteristic impedance, depending on PCB material and thickness.

Units: mm



Soldering Profile: <http://johansontechnology.com/ipcsoldering-profile>

## Typical Electrical Performance (T=25°C)



Johanson Technology, Inc. reserves the right to make design changes without notice. Please confirm the specifications and delivery conditions when placing your order. All sales are subject to Johanson Technology, Inc. terms and conditions.



[www.johansontechnology.com](http://www.johansontechnology.com)

4001 Calle Tecate • Camarillo, CA 93012 • TEL 805.389.1166 FAX 805.389.1821

Ver. 1.2

2017 Johanson Technology, Inc. All Rights Reserved

# "High Frequency Ceramic Solutions"

**2.45GHz WLAN/Bluetooth EIA 0603 High Rejection Band Pass Filter      P/N 2450BP14F0100**  
**with bottom terminations for reduced footprint**

Detail Specification: 5/10/2017

Page 3 of 3

## RoHS Compliance

[www.johansontechnology.com/rohs-compliance](http://www.johansontechnology.com/rohs-compliance)

## Packaging information

[www.johansontechnology.com/tape-reel-packaging](http://www.johansontechnology.com/tape-reel-packaging)

## Soldering Information

[www.johansontechnology.com/ipcsoldering-profile](http://www.johansontechnology.com/ipcsoldering-profile)

## Layout Files, s-parameters and any other technical questions

[www.johansontechnology.com/ask-a-question](http://www.johansontechnology.com/ask-a-question)

## MSL Info

[www.johansontechnology.com/msl-rating](http://www.johansontechnology.com/msl-rating)

## Recommended Storage Condition and Max Shelf Life

[www.johansontechnology.com/recommended-storage-conditions](http://www.johansontechnology.com/recommended-storage-conditions)

## Antenna layout and tuning techniques

[www.johansontechnology.com/tuning](http://www.johansontechnology.com/tuning)

## Antenna layout review, tuning, and characterization services

[www.johansontechnology.com/ipc-antenna-services](http://www.johansontechnology.com/ipc-antenna-services)

Johanson Technology, Inc. reserves the right to make design changes without notice.  
All sales are subject to Johanson Technology, Inc. terms and conditions.



4001 Calle Tecate • Camarillo, CA 93012 • TEL 805.389.1166 FAX 805.389.1821

Ver. 1.2

2017 Johanson Technology, Inc. All Rights Reserved