

THIS COPY IS PROVIDED ON A RESTRICTED BASIS AND IS NOT TO BE USED IN ANY WAY DETRIMENTAL TO THE INTERESTS OF PANDUIT CORP.

PANDUIT P/N	WEIGHT
CMRPSV20S	13 lb (5.9 kg)

NOTES:

1. IDENTIFICATION: VERTICAL, (20) 5-20R
120V / 20A / SINGLE-PHASE POU

<u>PART NO.</u> CMRPSV20S	<u>COLOR</u> BLACK
------------------------------	-----------------------

2. ACCESSORY COMPONENTS:

- (4) #10-32 x 1/2" MOUNTING SCREWS
- (4) #12-24 x 1/2" MOUNTING SCREWS
- (2) #10-32 LOCKING COLLAR SCREWS
- (2) L-BRACKETS

3. DIMENSIONS IN PARENTHESES ARE METRIC (mm).

4. SURGE SUPPRESSION UP TO 330V OR 720 JOULES.

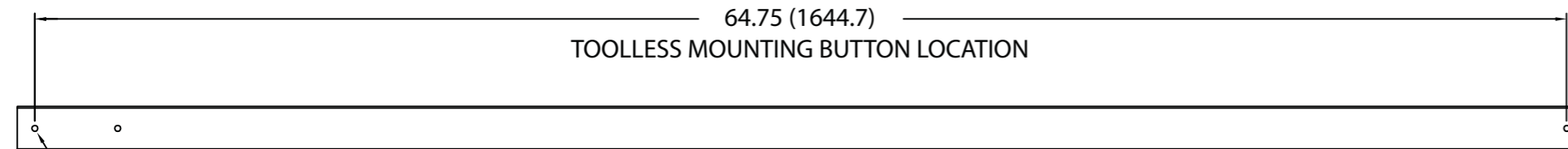
5. UL® & c-UL® LISTED 1950.

6. RoHS COMPLIANT.

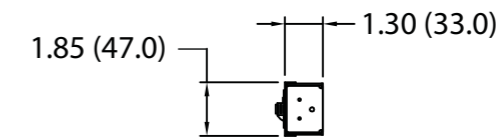
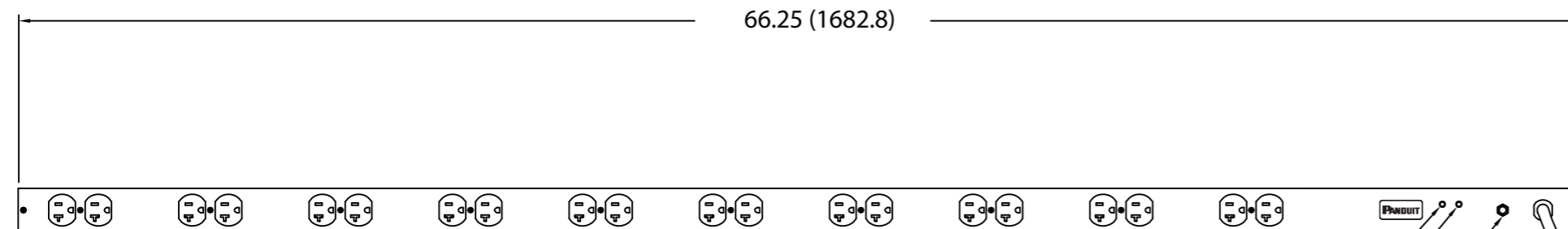
7. VISIT OUR ON-LINE CATALOG AT WWW.PANDUIT.COM FOR A CURRENT LIST OF PRODUCTS APPLICABLE FOR USE WITH THIS PART.

8. MAXIMUM AVAILABLE INPUT POWER = 1.9 KW

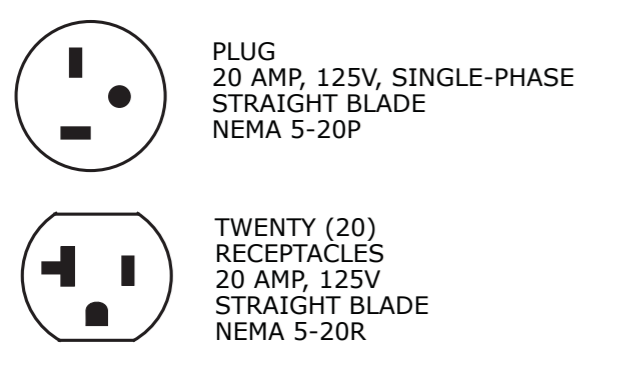
9. INSTALLATION SHALL COMPLY WITH ALL APPLICABLE NATIONAL, STATE, AND LOCAL CODES.



TOOLLESS MOUNTING
BUTTON 2X



20A THERMAL BREAKER
SURGE ACTIVE LED
POWER ON LED
10 FOOT INLET POWER CORD



REV	DATE	BY	CHK	DESCRIPTION	ECN	R	CUST	SUP	OTH
01A	9-13-12	PIP	MRWA	A. ADDED NOTE #9.	09V098YM				
00A	10-26-11	MRWA	KRKE	RELEASED TO PRODUCTION	09V098YM				

MODEL FILENAME	09V098YM/01.PRT
CAD FILENAME/LAYERS	09V098YM_DC/01A.PRT
PANDUIT CORP TINLEY PARK, ILLINOIS	
VERTICAL, (20) 5-20R POWER OUTLET UNIT CUSTOMER DRAWING	
UNLESS OTHERWISE SPECIFIED, DIMENSIONAL TOLERANCES ARE: INCHES X.X +/- 0.03 [METRIC - MILLIMETER] X.X +/- 0.8 ANGLE X.XX +/- 0.015 X.X +/- 0.4 X.XXX +/- 0.005 X.XX +/- 0.13 +/- 1°	
UNLESS OTHERWISE SPECIFIED, ALL DIMENSIONS ARE GIVEN IN INCHES, THIRD ANGLE PROJECTION	SCALE NONE
DRAWN BY MRWA	MAT'L:
DATE 10-26-11	DWG
CHK'D KRKE	09V098YM
	B
	SIZE