

Miniature Incandescent Indicators


FOR REAR MOUNTING IN 9/16" CLEARANCE HOLE
FOR 6 TO 60V OPERATION



T-2
WITH TELEPHONE
SLIDE BASE

See lamp ratings
on page J.

For materials and finishes of products in this group, see page 4D.



37-0428-0431-305

Faceted lens

37 SERIES
33 SERIES


BASE PART NUMBERS

WITH SCREW-ON LENS CAPS		
	solder terminals	screw terminals
	<p>1/16 PANEL (REF.) (3) KNURLED RINGS, .094 ± .005 X .897 MAX. O.D. 84 D.P. ST. KNURL CLASS 3 9/16-27 NS THD. MOUNTING BUSHING. * SIGN MARKED ON THE TERMINAL CONNECTED TO THE CENTER CONTACT. .564 DIA. (3 HOLES) 2.5/32 MAX.</p>	<p>* SIGN MARKED ON THE TERMINAL CONNECTED TO THE CENTER CONTACT. 4-36 NS THD.</p>
	33-0428-01-305	33-1328-01-305
CAP PART NUMBERS	COMPLETE ASSEMBLY PART NUMBERS	
<p>9/16- NS THD. (INTERNAL) 41/64 19/32 MAX.</p> <p>CONVEX 37-0111-300 back frosted 37-0131-300 unfrosted</p>	<p>37-0428-0111-305 37-0428-0131-305</p>	<p>37-1328-0111-305 37-1328-0131-305</p>
<p>9/16- NS THD. (INTERNAL) 41/64 19/32 MAX.</p> <p>FACETED 37-0431-300 unfrosted</p>	<p>37-0428-0431-305</p>	<p>37-1328-0431-305</p>

CAP PART NUMBERS	WITH FRICTION-FIT LENS CAPS	
<p>41/64 9/32 23/32 MAX.</p> <p>FLAT 33-0211-300 back frosted 33-0231-300 unfrosted 33-0331-300 transparent ■ 33-0351-300 translucent</p> <p>For legends on flat faced lens, see page P.</p>	<p>33-0428-0211-305 33-0428-0231-305 33-0428-0331-305 ■ 33-0428-0351-305</p>	<p>33-1328-0211-305 33-1328-0231-305 33-1328-0331-305 ■ 33-1328-0351-305</p>


■ Specify translucent colors as follows: Red-0351 ... Green-0352 ... Yellow (Amber)-0373 ... White-0375 ... Light Yellow-0376.

Order complete with lamp to be assured of receiving the indicator light and correct lamp together for immediate use.



37-0428-0111-305

Convex lens



33-0428-0211-305

Flat lens