


# WIZ107SR Datasheet

( Version 1.1 )



©2010 WIZnet Co., Ltd. All Rights Reserved.

☞ For more information, visit our website at <http://www.wiznet.co.kr>

## Document Revision History

Date	Revision	Changes
2010-03-19	V1.0	Official Release
2010-04-19	V1.1	Removed PPPoE protocol in "1.1 Key features" Removed Telnet Com Port Option (RFC2217) Compliant protocol in "1.1 Key Features"

## COPYRIGHT NOTICE

Copyright 2010 WIZnet Co., Ltd. All Rights Reserved.

Technical Support: [support@wiznet.co.kr](mailto:support@wiznet.co.kr)

Sales & Distribution: [sales@wiznet.co.kr](mailto:sales@wiznet.co.kr)

For more information, visit our website at <http://www.wiznet.co.kr>

## Table of Contents

1. Introduction.....	1
1.1 Key Features.....	1
1.2 Product Specification .....	2
1.3 WIZ107SR Interface.....	3
2. Hardware Specification.....	4
2.1 WIZ107SR Dimension.....	4
2.2 Connector Specification.....	5
2.2.1 RJ-45 Connector.....	5
2.2.2 Pin Header Connector .....	5

## Figures

FIGURE 1. WIZ107SR INTERFACE.....	3
FIGURE 2. WIZ107SR DIMENSIONS (UNIT : MM).....	4
FIGURE 3. RJ-45 PIN ASSIGNMENT.....	5

## Tables

TABLE 1. PRODUCT SPECIFICATION.....	2
TABLE 2. PIN HEADER CONNECTOR PIN-ASSIGNMENT.....	5

# 1. Introduction

## 1.1 Key Features


- Compact Sized RS-232 to Ethernet
- Quick and Simple Internet Connection to Serial Devices
- Supporting Firmware Customization according to Customer's Requirement
- Guarantee Stable and Reliable Data Communication by using W7100 One chip solution
- Provide User-Friendly Configuration Tool Program
- Support User Password for Security
- Support Serial Command for Serial configuration
- 10/100 Mbps Ethernet & Max 230Kbp Serial Interface
- Support IP Configuration - Static, DHCP
- Support DNS
- Compact design 48mm X 30mm X 18mm ( L x W x H )
- RoHS Compliant

## 1.2 Product Specification

Architecture	TCP / IP	W7100
	PHY	Included in W7100 Auto negotiation (Full-duplex and Half-duplex) Auto MDI/MDIX
	Serial	RS-232C
	MCU	Included in W7100 (Fully software compatible with industrial standard 8051) Internal 2KBytes Boot ROM Internal 64KBytes embedded program FLASH memory Internal 256Bytes embedded data FLASH memory Internal 64KBytes embedded SRAM Internal 32KBytes memory for TCP/IP data communication
Serial	Interface	Included RS-232C Transceiver,
	Signals	TXD, RXD, RTS, CTS, GND
	Parameters	Parity : None, Odd, Even Data bits : 7, 8 bit Flow control : None, RTS / CTS, XON / XOFF
	Speed	Up to 230Kbps
Dimensions		48mm x 30mm x 18mm ( Include connector size )
Connector type		2.54mm Pitch Pin-header, 12Pin (2*6)
Input voltage		DC 3.3V
Power consumption		Under 250mA
Temperature		0°C ~ 70°C (Operation), -40°C ~ 85°C (Storage)
Humidity		10 ~ 90%

**Table 1. Product Specification**

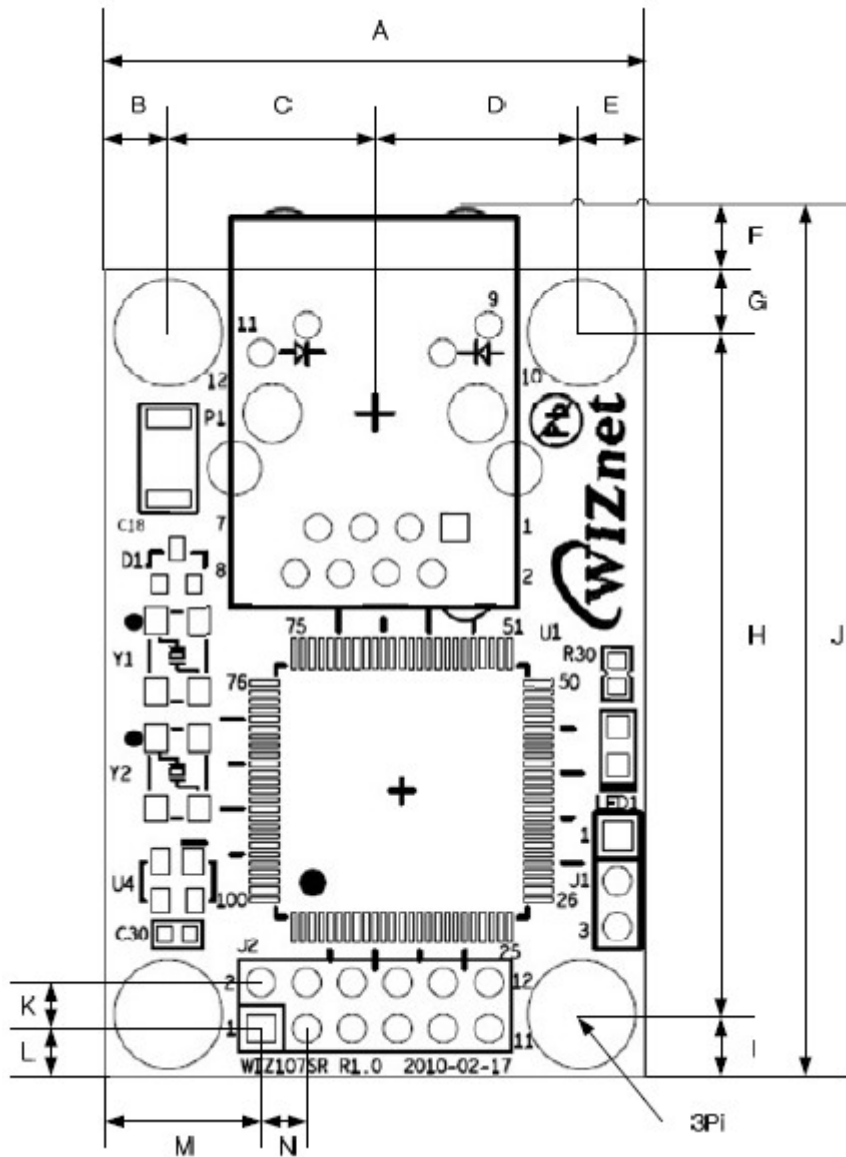
### 1.3 WIZ107SR Interface



**Figure 1. WIZ107SR Interface**

## 2. Hardware Specification

### 2.1 WIZ107SR Dimension

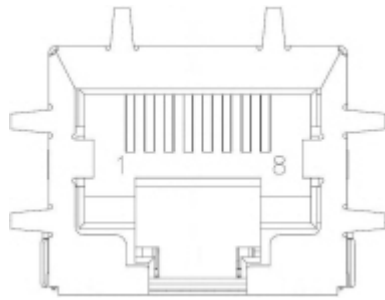


A	30.00	B	3.50	C	11.50	D	11.50
E	3.50	F	3.00	G	3.50	H	38.00
I	3.50	J	48.00	K	2.54	L	2.73
M	8.65	N	2.54				

Figure 2. WIZ107SR Dimensions (unit : mm)

## 2.2 Connector Specification

### 2.2.1 RJ-45 Connector



Pin	Signal
1	TX+
2	TX-
3	RX+
6	RX-

**Figure 3. RJ-45 PIN Assignment**

### 2.2.2 Pin Header Connector

Pin Number	Signal	Description
1	VCC	System Power input (3.3V)
2	VCC	System Power input (3.3V)
3	RXD	Receive Data
4	nRESET	System Reset signal input / Active Low
5	RTS	Request To Send
6	nFAC_RST	Factory Reset signal input / Active Low
7	TXD	Transmit Data
8	HW_TRIG	Hardware Trigger signal input / Low : CMD mode
9	CTS	Clear To Send
10	NC	Not connect
11	GND	System Ground
12	GND	System Ground

**Table 2. Pin Header Connector PIN-Assignment**