


EC6B

S E R I E S

7.2 - 20 WATT NON-ISOLATED OUTPUT DC-DC CONVERTERS



Features

- 7.2-20W Non-Isolated Output
- 2" x 1" Case
- Regulated Outputs
- Efficiency to 88%
- Over Current Protection
- Input Under Voltage Protection
- Remote On/Off Control

MODEL NUMBER	INPUT VOLTAGE	OUTPUT VOLTAGE	OUTPUT CURRENT	INPUT CURRENT		% EFF.	SIZE
				NO LOAD	FULL LOAD		
EC6B-05S12	4.5-5.5 VDC	1.2 VDC	6A	40 mA	1895 mA	76	2" x 1"
EC6B-05S21	4.5-5.5 VDC	2.1 VDC	6A	40 mA	3000 mA	84	2" x 1"
EC6B-05S25	4.5-5.5 VDC	2.5 VDC	6A	40 mA	3530 mA	85	2" x 1"
EC6B-05S33	4.5-5.5 VDC	3.3 VDC	6A	40 mA	4500 mA	88	2" x 1"

Specifications

INPUT SPECIFICATIONS:

Input Voltage Range.....5V.....4.5-5.5V
 Input Filter Type¹.....Capacitive
 Remote Shutdown³.....Positive Logic

OUTPUT SPECIFICATIONS:

Voltage Accuracy±1% max.
 External Trim Adj. Range±10%
 Ripple & Noise, 20MHz BW³.....75mV pk-pk max.
 Temperature Coefficient.....±0.05%/°C
 Over Current Protection.....Auto-Recovery
 Current Limit120% ~150% Nominal Output
 Line Regulation⁴±0.5% max.
 Load Regulation⁵.....±0.5% max.

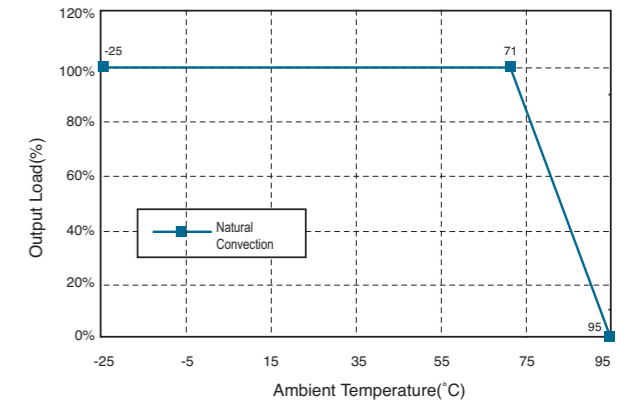
GENERAL SPECIFICATIONS:

Efficiency.....See Table
 Switching Frequency200KHz Typ.
 Operating Ambient Temperature Range-25°C to +71°C
 De-rating, Above 71°CLinearly to Zero power at 95°C
 Case Temperature⁶.....95°C max
 Cooling Natural Convection
 Storage Temperature Range.....-40°C to +105°C
 Dimensions2.00 x 1.00 x 0.40 inches
 (50.8 x 25.4 x 10.2 mm)
 Case MaterialNon-Conductive Black Plastic
 Weight.....23g

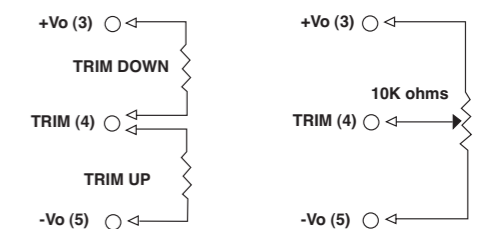
NOTE:

1. Specification apply to model and require an 470µF input capacitor.
2. Logic Compatibility with Open Collector TTL or CMOS.
3. Measured From Output connect with an external capacitor 0.1µF ceramic.
4. Measured From High Line to Low Line.
5. Measured From Full Load to 10% Load.
6. Maximum case temperature under any operating condition should not exceed 95°C.

EC6B Series Derating Curve



External Output Trim



PIN CONNECTION

Pin	Function
1	+V Input
2	-V Input
3	+V Output
4	Trim
5	-V Output
6	Remote ON/OFF

CASE B

All Dimensions In Inches(mm)
 Tolerances Inches: x.xx= ±0.04, x.xxx= ±0.010
 Millimeters: x.x= ±1, x.xx= ±0.25

