

Power connectors - SACC-M12MRS-3PECON-PG11-M - 1408985

Please be informed that the data shown in this PDF Document is generated from our Online Catalog. Please find the complete data in the user's documentation. Our General Terms of Use for Downloads are valid (<http://phoenixcontact.com/download>)




Power connectors, 4-position, Plug angled M12, S-coded, Screw connection, Knurl material: Zinc die-cast, nickel-plated, Cable gland Pg11, External cable diameter 8 mm ... 10 mm, For AC current up to 12 A/630 V, Contact 4 leading

Why buy this product

- Safe use in the field, thanks to a high degree of protection
- Flexible: connectors for on-site assembly
- Screw connection: proven connection technology for a large selection of different conductors
- High-performance: AC connectors for up to 12 A and 630 V AC
- Protection against incorrect connection using special S-coding

Key Commercial Data

Packing unit	1 STK
GTIN	 4 046356 861564
Weight per Piece (excluding packing)	27.76 g
Weight per piece (including packing)	27.76 g
Country of origin	Germany

Technical data

Dimensions

External cable diameter	8 mm ... 10 mm
-------------------------	----------------

Ambient conditions

Degree of protection	IP67
----------------------	------

General

Note	Strip 21 mm off the cable sheath, strip 6 mm off the conductor insulation, crimp the ferrule, then shorten this to 5 mm. Conductor length with shortened ferrule: 20 mm. Connect conductors and tighten the mounting screws with 0.2 Nm.
Rated current at 40°C	12 A (When using 1.5 mm ² conductors)
Rated voltage	630 V AC
Number of positions	4
Insulation resistance	> 10 GΩ
Coding	S power

Power connectors - SACC-M12MRS-3PECON-PG11-M - 1408985

Technical data

General

Standards/regulations	IEC 61076-2-111
Status display	No
Overvoltage category	III
Degree of pollution	3
Connection method	Screw connection
Conductor cross section	0.75 mm ² ... 1.5 mm ²
Conductor cross section AWG	18 ... 16
Insertion/withdrawal cycles	> 100
Torque	0.4 Nm (M12 knurl)
	1 Nm ... 1.4 Nm (Pressure screw with sleeve housing)
	Screw plug insert with sleeve housing as far it will go
	0.2 Nm (Screw terminal blocks)
Assembly instructions	The wires can be connected both with ferrules and without ferrules

Material

Flammability rating according to UL 94	V0
Contact material	CuZn
Contact surface material	Au
Contact carrier material	PA
Material of grip body	PA
Material, knurls	Zinc die-cast, nickel-plated
Sealing material	NBR (Cable clamping)

Cable

Standards/specifications	IEC 61076-2-111
--------------------------	-----------------

Standards and Regulations

Standards/regulations	IEC 61076-2-111
Flammability rating according to UL 94	V0

Classifications

eCl@ss

eCl@ss 4.0	27250313
eCl@ss 4.1	27250313
eCl@ss 5.0	27143423
eCl@ss 5.1	27143423
eCl@ss 6.0	27279221
eCl@ss 7.0	27440104
eCl@ss 8.0	27440104
eCl@ss 9.0	27440102

Power connectors - SACC-M12MRS-3PECON-PG11-M - 1408985

Classifications

ETIM

ETIM 4.0	EC002062
ETIM 5.0	EC002062

UNSPSC

UNSPSC 6.01	31251501
UNSPSC 7.0901	31251501
UNSPSC 11	31251501
UNSPSC 12.01	31251501
UNSPSC 13.2	31251501

Approvals

Approvals


Approvals


UL Recognized / cUL Recognized / EAC / cULus Recognized

Ex Approvals

Approvals submitted

Approval details


UL Recognized 	
mm²/AWG/kcmil	16
Nominal current I _N	12 A
Nominal voltage U _N	600 V

cUL Recognized 	
mm²/AWG/kcmil	16
Nominal current I _N	12 A
Nominal voltage U _N	600 V

Power connectors - SACC-M12MRS-3PECON-PG11-M - 1408985

Approvals

EAC

cULus Recognized  US

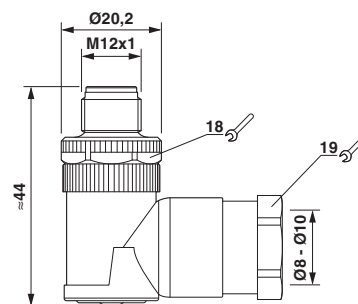
Drawings

Schematic diagram



M12 plug pin assignment, 4-pos., S-coded, plug side view

Dimensional drawing



M12 x 1 male plug, angled

Phoenix Contact 2016 © - all rights reserved
<http://www.phoenixcontact.com>

PHOENIX CONTACT GmbH & Co. KG
Flachsmarktstr. 8
32825 Blomberg
Germany
Tel. +49 5235 300
Fax +49 5235 3 41200
<http://www.phoenixcontact.com>