

## LOW CURRENT HEV FUSE

RoHS



### Description

The LC HEV fuse is designed for protection of high-voltage accessory circuits in electric and hybrid electric vehicles.

### Time-Current Characteristics

% of Rating	Opening Time Min / Max (s) 10A	Opening Time Min / Max (s) 15A, 20A, 30A	Opening Time Min / Max (s) 40A
100	100 hrs / -	100 hrs / -	100 hrs / -
110	4 hrs / -	4 hrs / -	-
135	100 / 3600	150 / 3600	150 / 3600
150	10 / 1000	10 / 1000	10 / 1000
200	0.5 / 100	0.5 / 100	0.5 / 100
300	0.1 / 15	0.1 / 15	0.1 / 15
500	0.05 / 1	0.05 / 1	0.05 / 1

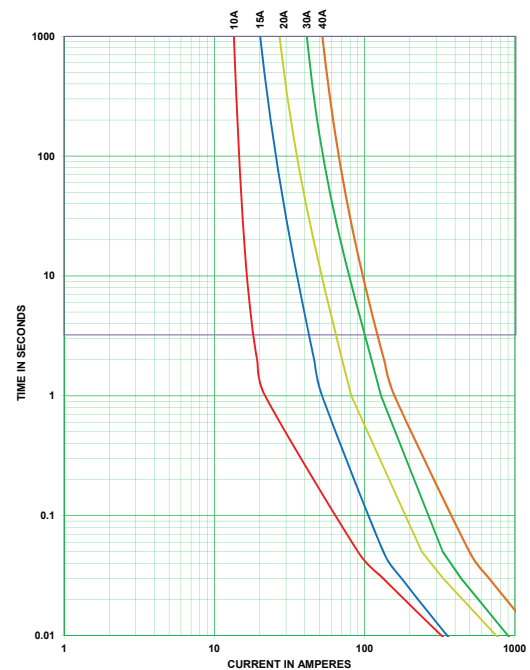
### Specifications

Voltage Rating (10A, 15A, 20A, 30A):	450 VDC
Voltage Rating (40A):	425 VDC
Note: The OHEV040.ZXBD is rated at 450 VDC	
Interrupting Rating (10A, 15A, 20A, 30A):	10kA @ 450 VDC
Interrupting Rating (40A):	10kA @ 425 VDC
Operating Temperature Range:	-40°C to +125°C

### Ordering Information

Part Number	Termination	Package Size
OHEVxxx.ZXC	Cartridge	240
OHEVxxx.ZXISO	Bolt Down (ISO)	240
OHEVxxx.ZXPY	Blade	240
OHEVxxx.ZXBD	Bolt Down (Axial)	240
OHEVxxx.ZXPCB	PCB Mount	240
OHEVxxx.ZXPCBL	PCB Mount (Long)	240

### Time-Current Characteristic Curves



### Ratings

Part Number	Current Rating (A)	Color Code	Typical Voltage Drop at 70% I <sub>R</sub> (mV)	Maximum Voltage Drop Spec at 100% I <sub>R</sub> (mV)	Typical Cold Resistance (mΩ)	Minimum Melting I <sup>2</sup> t (A <sup>2</sup> s)
OHEV010.xxx	10	Red	114	300	12.8	255
OHEV015.xxx	15	Blue	96	200	7.9	133
OHEV020.xxx	20	Yellow	79	200	5.0	268
OHEV030.xxx	30	Green	67	200	2.7	993
OHEV040.xxx	40	Orange	69	200	2.0	1495

(Average Initial Measurements)

# LOW CURRENT HEV FUSE



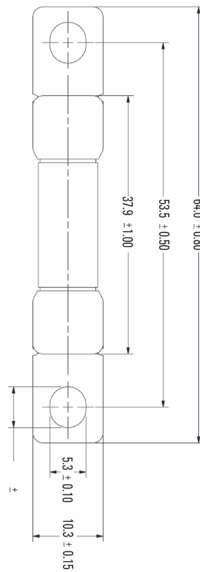
## Dimensions

Dimensions in mm

### ZXC Cartridge



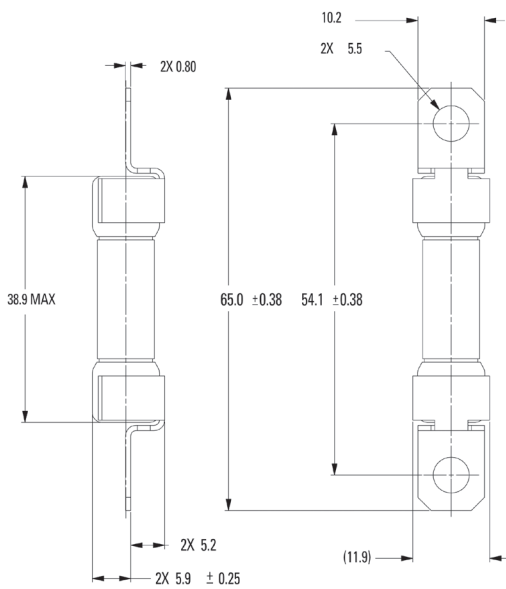
### ZXISO Bolt Down (ISO)



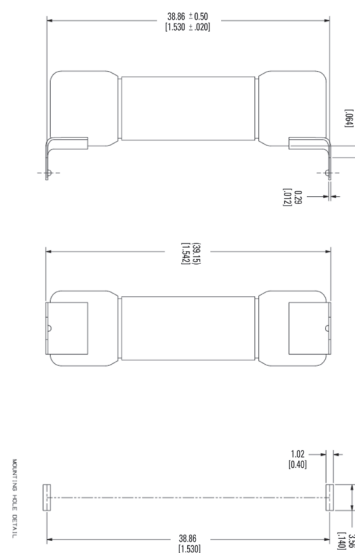
### ZXPY Blade



### ZXBD Bolt Down (Axial)



### ZXPCB PCB Mount



### ZXPCBL PCB Mount (Long)

