THIS DRAWING IS UNPUBLISHED. RELEASED FOR PUBLICATION -,- .
© COPYRIGHT - BY TYCO ELECTRONICS CORPORATION. ALL RIGHTS RESERVED.

LOC	DIST
FT	0

REVISIONS

P	LTR	DESCRIPTION	DATE	DWN	APVD
	B	REVISED PER ECO-10-013617	26JUL10	HMR	CR

MATERIAL:
HOUSING: THERMOPLASTIC, UL94V-0, BLACK.
TERMINALS: TIN PLATED COPPER ALLOY.
QC TABS: TIN PLATED COPPER ALLOY.
SCREWS: 6-32, ZINC PLATED STEEL.

ELECTRICAL:
UL/CSA
CLASS C: 20A, 300V.
CLASS D: 5A, 600V.
WIRE RANGE: 12-22 AWG

MECHANICAL:
RECOMMENDED TORQUE: 7 IN-LB.
OPERATING TEMP.: 105°C MAX

1 SCREWS ARE NICKEL PLATED BRASS.

2 PRELIMINARY PART NUMBER.

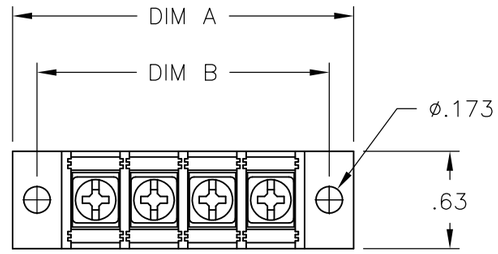

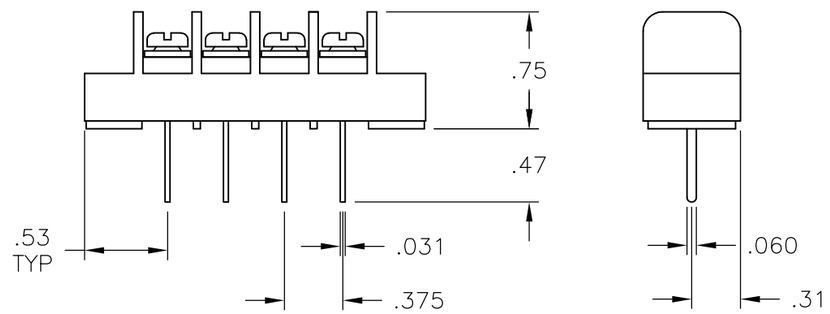

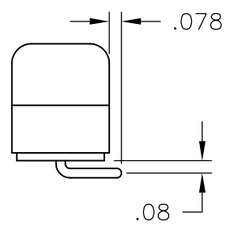

2-1546723-6

	DIM. B	DIM. A	NO. OF POS.	CATALOG NUMBER	TE PART NO.
	9.000	9.314	23	JC6-E208-23	2-1546723-3
	8.625	8.939	22	JC6-E208-22	2-1546723-2
	8.250	8.564	21	JC6-E208-21	2-1546723-1
	7.875	8.189	20	JC6-E208-20	2-1546723-0
	7.500	7.814	19	JC6-E208-19	1-1546723-9
	7.125	7.439	18	JC6-E208-18	1-1546723-8
	6.750	7.064	17	JC6-E208-17	1-1546723-7
	6.375	6.689	16	JC6-E208-16	1-1546723-6
	6.000	6.314	15	JC6-E208-15	1-1546723-5
	5.625	5.939	14	JC6-E208-14	1-1546723-4
	5.250	5.564	13	JC6-E208-13	1-1546723-3
	4.875	5.189	12	JC6-E208-12	1-1546723-2
	4.500	4.814	11	JC6-E208-11	1-1546723-1
	4.125	4.439	10	JC6-E208-10	1-1546723-0
	3.750	4.064	9	JC6-E208-09	1546723-9
	3.375	3.689	8	JC6-E208-08	1546723-8
	3.000	3.314	7	JC6-E208-07	1546723-7
1	2.625	2.939	6	JC6-E206-06	2-1546723-5
	2.625	2.939	6	JC6-E208-06	1546723-6
	2.250	2.564	5	JC6-E208-05	1546723-5
	1.875	2.189	4	JC6-E208-04	1546723-4
SEE FIGURE 2	1.500	1.814	3	JC6-E208-03-245	2-1546723-6
	1.500	1.814	3	JC6-E208-03	1546723-3
1	1.125	1.439	2	JC6-E206-02	2-1546723-4
	1.125	1.439	2	JC6-E208-02	1546723-2

THIS DRAWING IS A CONTROLLED DOCUMENT.

DIMENSIONS: INCHES

TOLERANCES UNLESS OTHERWISE SPECIFIED:

0 PLC	± -
1 PLC	± -
2 PLC	± .01
3 PLC	± .005
4 PLC	± -
ANGLES	± -

MATERIAL: -

FINISH: -

DWN S SCHLEGEL 12/8/04
CHK S. YODER 12/8/04
APVD S. YODER 12/8/04
PRODUCT SPEC -
APPLICATION SPEC -
WEIGHT -

Tyco Electronics
Tyco Electronics Corporation
Harrisburg, Pa 17105-3608

NAME: JC6-E208-XX ASSEMBLY

SIZE	CAGE CODE	DRAWING NO	RESTRICTED TO
A3	00779	C-1546723	-

CUSTOMER DRAWING

SCALE	SHEET	REV
NTS	1 OF 1	B