

Miniature Fuse with Pigtail, 5.4 x 22.5 mm, Quick-Acting F, L, 250 VAC



IEC 60127-2 · 250VAC · Quick-Acting F

See below:
[Approvals and Compliances](#)

Description

- IEC Standard Fuse
- L = Low Breaking Capacity (Glass Tube)

Applications

- Primary Protection on PCB


References

[Packaging Details](#)

Weblinks

[pdf data sheet](#), [html datasheet](#), [General Product Information](#), [Packaging details](#), [Distributor-Stock-Check](#), [Detailed request for product](#)

Technical Data

| | |
|------------------------------|--|
| Rated Voltage | 250VAC |
| Rated current | 0.1 - 10A |
| Breaking Capacity | 35A - 100A |
| Characteristic | Quick-Acting F |
| Admissible Ambient Air Temp. | -55 °C to 125 °C |
| Climatic Category | 55/125/21 acc. to IEC 60068-1 |
| Material: Tube | Glass |
| Material: Endcaps | Nickel-Plated Copper Alloy |
| Material: Axial Leads | Tin-Plated Copper |
| Unit Weight | 1.48 g |
| Storage Conditions | 0 °C to 60 °C, max. 70% r.h. |
| Product Marking |  Rated current, Rated Voltage, Characteristic, Breaking Capacity, Certification marks |

| | |
|------------------------------|---|
| Soldering Methods | Wave Soldering Profile |
| Solderability | 235 °C / 2 sec acc. to IEC 60068-2-20, Test Ta, method 1 |
| Resistance to Soldering Heat | 260 °C / 5 sec acc. to IEC 60068-2-20, Test Tb, method 1A |

Approvals and Compliances


Detailed information on product approvals, code requirements, usage instructions and detailed test conditions can be looked up in [Details about Approvals](#)

SCHURTER products are designed for use in industrial environments. They have approvals from independent testing bodies according to national and international standards. Products with specific characteristics and requirements such as required in the automotive sector according to IATF 16949, medical technology according to ISO 13485 or in the aerospace industry can be offered exclusively with customer-specific, individual agreements by SCHURTER.

Approvals



The approval mark is used by the testing authorities to certify compliance with the safety requirements placed on electronic products.

Approval Reference Type: FSF 5x20 Pigtail

| Approval Logo | Certificates | Certification Body | Description |
|---|------------------------------|--------------------|------------------------|
|  | UL Approvals | UL | UL File Number: E41599 |

Product standards

Product standards that are referenced

| Organization | Design | Standard | Description |
|---|-----------------------|--------------------|---|
|  | Designed according to | UL 248-14 | Low voltage fuses - Part 14: Additional fuses |
|  | Designed according to | CSA22.2 No. 248.14 | Low-Voltage Fuses - Part 14: Supplemental Fuses |





Application standards

Application standards where the product can be used

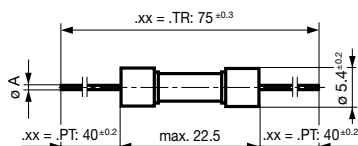
| Organization | Design | Standard | Description |
|--|--------------------------------|----------------|--|
|  | Designed for applications acc. | IEC/UL 62368-1 | IEC 62368-1 includes the basic requirements for safety of audio, video, information technology and office equipment. |

Compliances

The product complies with following Guide Lines

| Identification | Details | Initiator | Description |
|--|--|-------------|---|
|  | CE declaration of conformity | SCHURTER AG | The CE marking declares that the product complies with the applicable requirements laid down in the harmonisation of Community legislation on its affixing in accordance with EU Regulation 765/2008. |
|  | RoHS | SCHURTER AG | Directive RoHS 2011/65/EU, Amendment (EU) 2015/863 |
|  | China RoHS | SCHURTER AG | The law SJ / T 11363-2006 (China RoHS) has been in force since 1 March 2007. It is similar to the EU directive RoHS. |
|  | REACH | SCHURTER AG | On 1 June 2007, Regulation (EC) No 1907/2006 on the Registration, Evaluation, Authorization and Restriction of Chemicals 1 (abbreviated as "REACH") entered into force. |

Dimension [mm]

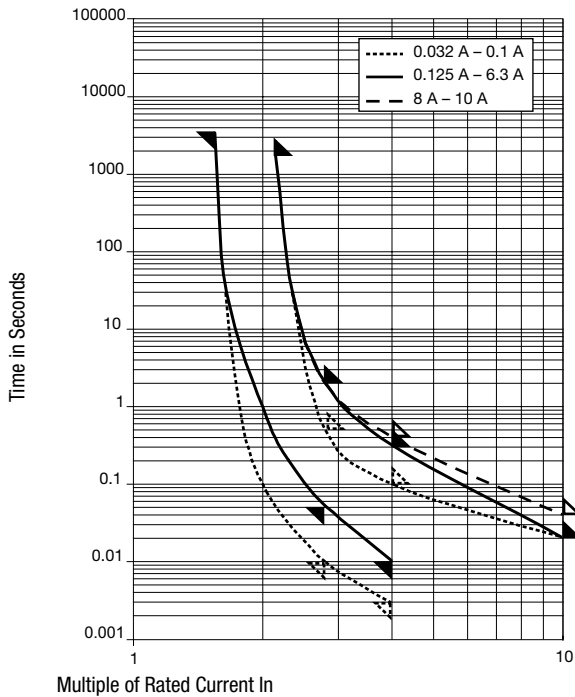


- $I_n \leq 6.3 \text{ A}$: $\varnothing A = 0.65 \text{ mm}$
- $8 \text{ A} \leq I_n \leq 12.5 \text{ A}$: $\varnothing A = 0.8 \text{ mm}$
- $I_n \geq 16 \text{ A}$: $\varnothing A = 1.0 \text{ mm}$


Pre-Arcing Time


| Rated Current I_n | 1.5 x I_n min. | 2.1 x I_n max. | 2.75 x I_n min. | 2.75 x I_n max. | 4.0 x I_n min. | 4.0 x I_n max. | 10.0 x I_n max. |
|---------------------|------------------|------------------|-------------------|-------------------|------------------|------------------|-------------------|
| 0.032 A - 0.1 A | 60 min | 30 min | 10 ms | 500 ms | 3 ms | 100 ms | 20 ms |
| 0.125 A - 6.3 A | 60 min | 30 min | 50 ms | 2 s | 10 ms | 300 ms | 20 ms |
| 8 A - 10 A | 30 min | 30 min | 50 ms | 2 s | 10 ms | 400 ms | 40 ms |

Time-Current-Curves



All Variants

| Rated Current [A] | Rated Voltage [VAC] | Breaking Capacity | Voltage Drop 1.0 I _n max. [mV] | Voltage Drop 1.0 I _n typ. [mV] | Power Dissipation 1.5 I _n max. [mW] | Power Dissipation 1.5 I _n typ. [mW] | Melting I ² t 10.0 I _n typ. [A ² s] |  | Order Number |
|-------------------|---------------------|-------------------|---|---|--|--|--|---|--------------|
| 0.1 | 250 | 1) | 3500 | 840 | 1600 | 400 | 0.0014 | ● | 0034.1506.TR |
| 0.125 | 250 | 1) | 2000 | 610 | 1600 | 400 | 0.00484 | ● | 0034.1507.PT |
| 0.125 | 250 | 1) | 2000 | 610 | 1600 | 400 | 0.00484 | ● | 0034.1507.TR |
| 0.16 | 250 | 1) | 2000 | 550 | 1600 | 500 | 0.0113 | ● | 0034.1508.PT |
| 0.16 | 250 | 1) | 2000 | 550 | 1600 | 500 | 0.0113 | ● | 0034.1508.TR |
| 0.2 | 250 | 1) | 1700 | 540 | 1600 | 500 | 0.0252 | ● | 0034.1509.PT |
| 0.2 | 250 | 1) | 1700 | 540 | 1600 | 500 | 0.0252 | ● | 0034.1509.TR |
| 0.5 | 250 | 1) | 1000 | 150 | 1600 | 200 | 0.151 | ● | 0034.1513.PT |
| 0.5 | 250 | 1) | 1000 | 150 | 1600 | 200 | 0.151 | ● | 0034.1513.TR |
| 0.63 | 250 | 1) | 650 | 140 | 1600 | 300 | 0.303 | ● | 0034.1514.PT |
| 0.63 | 250 | 1) | 650 | 140 | 1600 | 300 | 0.303 | ● | 0034.1514.TR |
| 0.8 | 250 | 1) | 240 | 110 | 1600 | 300 | 0.508 | ● | 0034.1515.PT |
| 0.8 | 250 | 1) | 240 | 110 | 1600 | 300 | 0.58 | ● | 0034.1515.TR |
| 1 | 250 | 1) | 200 | 110 | 1600 | 300 | 1.13 | ● | 0034.1516.PT |
| 1 | 250 | 1) | 200 | 110 | 1600 | 300 | 1.13 | ● | 0034.1516.TR |
| 1.25 | 250 | 1) | 200 | 100 | 1600 | 400 | 1.81 | ● | 0034.1517.PT |
| 1.25 | 250 | 1) | 200 | 100 | 1600 | 400 | 1.81 | ● | 0034.1517.TR |
| 1.6 | 250 | 1) | 190 | 100 | 1600 | 500 | 2.94 | ● | 0034.1518.PT |
| 1.6 | 250 | 1) | 190 | 100 | 1600 | 500 | 2.94 | ● | 0034.1518.TR |
| 2 | 250 | 1) | 170 | 90 | 1600 | 600 | 5.28 | ● | 0034.1519.PT |
| 2 | 250 | 1) | 170 | 90 | 1600 | 600 | 5.28 | ● | 0034.1519.TR |
| 2.5 | 250 | 1) | 170 | 90 | 1600 | 800 | 9.19 | ● | 0034.1520.PT |
| 2.5 | 250 | 1) | 170 | 90 | 1600 | 800 | 9.19 | ● | 0034.1520.TR |
| 3.15 | 250 | 1) | 150 | 90 | 2500 | 600 | 16.1 | ● | 0034.1521.PT |
| 3.15 | 250 | 1) | 150 | 90 | 2500 | 600 | 16.1 | ● | 0034.1521.TR |
| 4 | 250 | 2) | 130 | 90 | 2500 | 1000 | 25.6 | ● | 0034.1522.PT |
| 4 | 250 | 2) | 130 | 90 | 2500 | 1000 | 25.6 | ● | 0034.1522.TR |
| 5 | 250 | 2) | 130 | 80 | 2500 | 1300 | 33.8 | ● | 0034.1523.PT |

| Rated Current [A] | Rated Voltage [VAC] | Breaking Capacity | Voltage Drop 1.0 I _n max. [mV] | Voltage Drop 1.0 I _n typ. [mV] | Power Dissipation 1.5 I _n max. [mW] | Power Dissipation 1.5 I _n typ. [mW] | Melting I ² t 10.0 I _n typ. [A ² s] |  Order Number |
|-------------------|---------------------|-------------------|---|---|--|--|--|--|
| 5 | 250 | 2) | 130 | 80 | 2500 | 1300 | 33.8 | ● 0034.1523.TR |
| 6.3 | 250 | 2) | 130 | 80 | 2500 | 2000 | 53.2 | ● 0034.1524.PT |
| 6.3 | 250 | 2) | 130 | 80 | 2500 | 2000 | 53.2 | ● 0034.1524.TR |
| 8 | 250 | 2) | 130 | 80 | 4000 | 2300 | 93.4 | ● 0034.1525.PT |
| 8 | 250 | 2) | 130 | 80 | 4000 | 2300 | 93.4 | ● 0034.1525.TR |
| 10 | 250 | 2) | 130 | 70 | 4000 | 2500 | 93.4 | 0034.1526.PT |
| 10 | 250 | 2) | 130 | 70 | 4000 | 2500 | 93.4 | 0034.1526.TR |

Availability for all products can be searched real-time: <https://www.schurter.com/en/Stock-Check/Stock-Check-SCHURTER>

1) 35 A @ 250 VAC

2) 10 In @ 250 VAC

Packaging Unit

.xx = .PT
.xx = .TR

Bulk (1000 pcs.)
Taped 33 cm Reel (1000 pcs.)