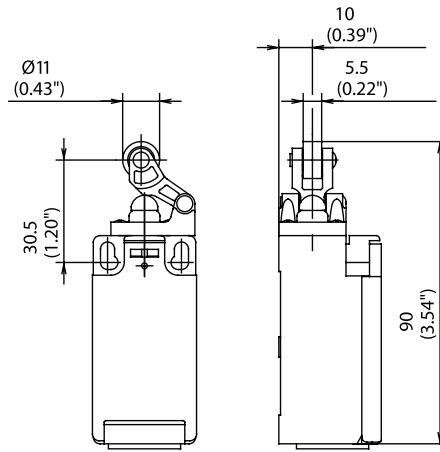


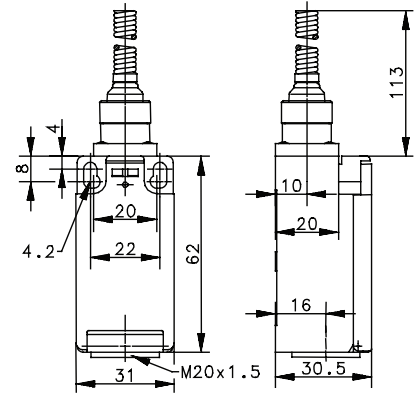
I88 Series



HW RO11 (Form E)



FF

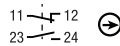


Switching Operation

1 NC / 1 NO Contacts

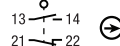
Slow Action

608.6121.021
I88-U1Z HW RO11



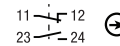
Snap Action

608.6171.022
I88-SU1Z HW RO11



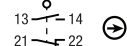
Slow Action

618.6140.217
I88-U1 FF



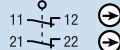
Snap Action

608.6190.078
I88-SU1 FF



2 NC Contacts

608.6821.099
I88-A2Z HW RO11



-

-

-

2 NO Contacts

608.6821.068
I88-E2 HW RO11



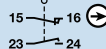
-

-

-

1 NC / 1 NO Contacts Overlapping

608.6321.100
I88-UV1Z HW RO11



-

-

-

Replacement actuator:

391.8191.547

391.8401.031

Technical Information

	Slow Action	Snap Action
Maximum Switching Voltage	240V	240V
Max. Switching Amps (up to)*	10A	10A
B10d (up to)*	20 Million	20 Million
Mechanical Service Life (up to)*	3 x 10 ⁶	10 x 10 ⁶
Switching Frequency	≤ 100/min	≤ 100/min
Operating Temperature	-30 °C to +80 °C	-30 °C to +80 °C
Protection Rating	IP65	IP65
Utilization Category (up to)*	AC-15, Ue/Ue 240V 3A	AC-15, Ue/Ue 240V 3A
Rate Insulation Voltage	250VAC	250VAC

	Slow Action	Snap Action
Maximum Switching Voltage	240V	240V
Max. Switching Amps (up to)*	10A	10A
B10d (up to)*	20 Million	20 Million
Mechanical Service Life (up to)*	10 x 10 ⁶	10 x 10 ⁶
Switching Frequency	≤ 100/min	≤ 100/min
Operating Temperature	-30 °C to +80 °C	-30 °C to +80 °C
Protection Rating	IP65	IP65
Utilization Category (up to)*	AC-15, Ue/Ue 240V 3A	AC-15, Ue/Ue 240V 3A
Rate Insulation Voltage	250VAC	250VAC

Approvals

* Depending on switching system - see technical information for details



Special features/variants (on request)

- Available with black enclosure
- With steel roller
- Different roller diameters

Special features/variants (on request)

- Available with black enclosure
- Various spring lengths
- Different spring type or spring rod

Drawing dimensions in mm