

## SAFETY ORGANIZATIONS

THIS FILTER HAS BEEN FORMALLY RECOGNIZED, CERTIFIED OR APPROVED BY THE LISTED AGENCY. THEREFORE, ALL TEST/REQUIREMENTS SPECIFIED IN THE LATEST REVISION OF THE FOLLOWING AGENCY STANDARDS HAVE BEEN MET:

UL RECOGNIZED: UL 1283  
CSA CERTIFIED: CSA 22.2, # 8  
VDE APPROVED: VDE 565-3

## OPERATING SPECIFICATIONS

LINE CURRENT/VOLTAGE: 10 AMP, 120/250 VAC,  
10 AMP/40°C, 250 VAC

LINE FREQUENCY: 50-60Hz

MAXIMUM LEAKAGE CURRENT,

EACH LINE TO GROUND: 0.22 mA @ 120V 60Hz  
0.38 mA @ 250V 50Hz

OPERATING AMBIENT TEMP. RANGE: -10°C TO +40°C @ RATED CURRENT,  $I_r$ .

IN AN AMBIENT,  $T_o$ , HIGHER THAN 40°C, THE MAXIMUM OPERATING CURRENT,  $I_o$ , IS AS FOLLOWS:

$$I_o = I_r \sqrt{\frac{85 - T_o}{45}}$$

## RELIABILITY SPECIFICATIONS:

STORAGE TEMPERATURE: -40°C TO +85°C  
HUMIDITY: 21 DAYS @ 40°C 95% RH.  
CURRENT OVERLOAD TEST: 6 TIMES  $I_r$  FOR  
8 SECONDS

## TEST SPECIFICATIONS:

INDUCTANCE: 0.35 mH NOMINAL  
CAPACITANCE: (MEASURED @ 1KHz, 0.250VAC MAX., 25°C±1°C)  
LINE TO GROUND: 0.0058  $\mu$ F ±20%  
LINE TO LINE: 0.0485  $\mu$ F ±20%  
DISCHARGE RESISTOR: 1.5 M $\Omega$   
L/G AND L/L I.R.  
NO DISCHARGE RESISTOR: 6000M $\Omega$  (MIN.) @ 100VDC,  
20°C AND 50% RH

## RECOMMENDED RECEIVING INSPECTION HIPOT:

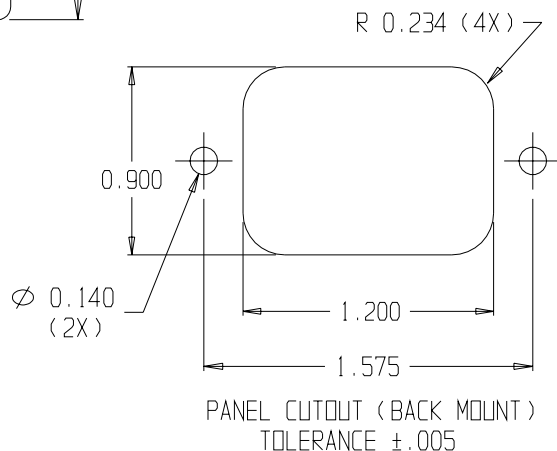
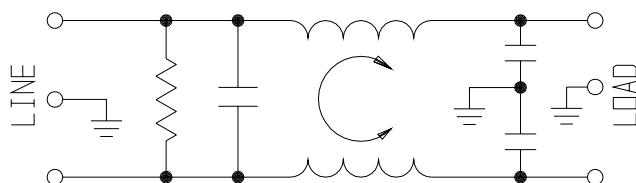
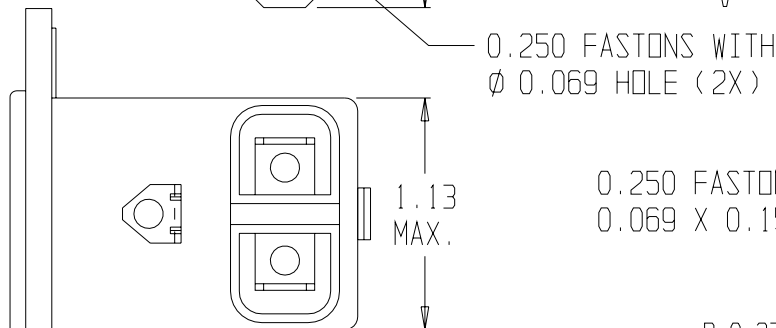
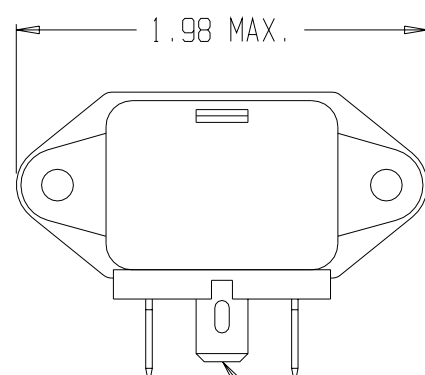
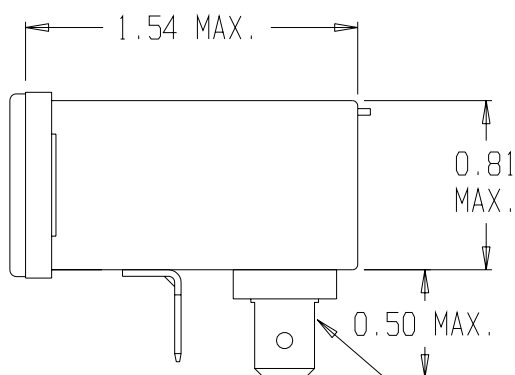
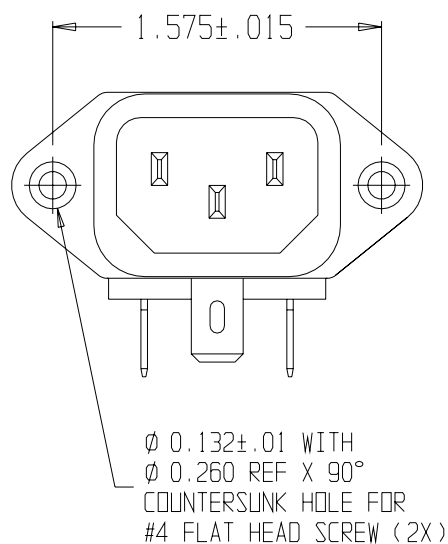
LINE TO GROUND: 1500VAC OR 2250VDC FOR 1 MINUTE  
LINE TO LINE: 1450VDC FOR 1 MINUTE

## FILTER APPROVAL:

THE BEST WAY TO SELECT AND QUALIFY A FILTER IS FOR YOUR ENGINEERING TO TEST THE UNIT IN YOUR EQUIPMENT.

## CATALOG # 10EEB2

ECN # APPRVD. DATE



## 50 $\Omega$ - 50 $\Omega$ (MINIMUM) INSERTION LOSS

FREQUENCY MHz	.05	.10	.15	.50	1	3	5	10	30
COMMON dB	1	3	5	14	20	-	32	38	47
DIFF. dB	1	2	10	16	19	19	39	40	

THIRD ANGLE  
PROJECTION



UNLESS OTHERWISE SPECIFIED,  
TOLERANCE TO BE ±.025  
MATERIAL & FINISH: AS SUPPLIED

This document is proprietary to CORCOM INC. and is not to be reproduced nor used for manufacturing purposes except on CORCOM'S prior written consent.

**corcom**  
844 E. ROCKLAND RD. LIBERTYVILLE IL 60048

## POWER LINE FILTER

CAD FILE: C:\CK\CD\10EEB200	DATE: 9/19/96	CATALOG NO.	REV.
SCALE: NTS	DRW. BY: JF	ORIG: KAW	10EEB2 00