REVISIONS		
LTR	DESCRIPTION	DATE
B	REVISED PER ECO-10-020693	10/12/2010

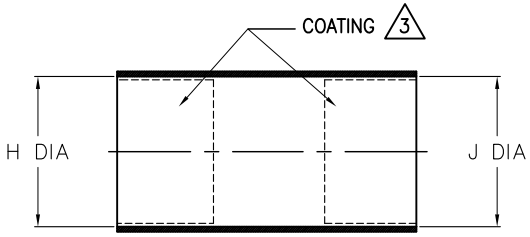

AS SUPPLIED (MATERIAL –3, –4, OR –25)

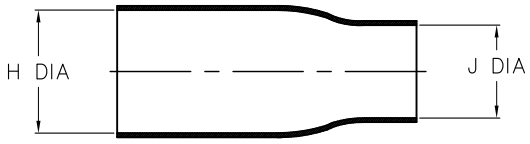

AS SUPPLIED (MATERIAL –12)

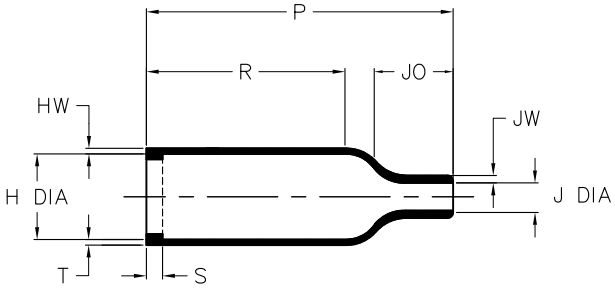

AFTER UNRESTRICTED RECOVERY

NOTES

1. ALL DIMENSIONS ARE IN INCHES [MILLIMETERS]
2. DIMENSIONS APPEARING IN TABLE ARE AS FOLLOWS:
   - a – AS SUPPLIED
   - b – AFTER UNRESTRICTED RECOVERY
3. COATING (ADHESIVE): IS OPTIONAL AS SUPPLIED DIMENSIONS APPEARING IN TABLE ARE FOR UNCOATED PARTS. WHEN COATING IS ADDED, ENTRY DIAMETER WILL BE REDUCED BY .06 [1.5] MAX.
4. ORDERING INFORMATION

202A111 –XX –G07 /XXX /0

- BASE PART NUMBER
- MATERIAL DASH NUMBER
  - –3 POLYOLEFIN, SEMI RIGID (RT–301)
  - –4 POLYOLEFIN, FLEXIBLE (RT–1304)
  - –12 FLUORO ELASTOMER, FLEXIBLE (RT–1312)
  - –25 ELASTOMER, FLUID RESISTANT (RW–2070)
- MODIFICATION NUMBER
- ADHESIVE SLASH NUMBER SEE COMPATIBILITY CHART BELOW
- COLOR DESIGNATOR

TABLE OF DIMENSIONS

PART DESCRIPTION	H MIN a	H MAX b	J MIN a	J MAX b	P ±10% b	R ±10% b	S ±10% b	T ±10% b	JO ±10% b	JW ±20% b	HW ±20% b
202A111–X–G07 (X: –3,–4 OR –25)	.67 [17]	.31 [7,9]	.67 [17]	.09 [2,2]	.98 [25]	.55 [14]	.12 [3,0]	.04 [1,0]	.24 [6,0]	.07 [1,7]	.05 [1,3]
202A111–12–G07	.63 [16]	.31 [8]	.43 [11]	.09 [2,2]	.98 [25]	.55 [14]	.12 [3,0]	.04 [1,0]	.24 [6,0]	.07 [1,7]	.05 [1,3]

If this document is printed it becomes uncontrolled. Check for the latest revision

CUSTOMER DRAWING

COMPATIBILITY CHART

MATERIAL DASH NO.	ADHESIVE (COATING) SLASH NUMBER	ADHESIVE (COATING) S NUMBER
–3	/42; /86; /180	S–1017; S–1048; S1030
–4	/42; /86; /180	S–1017; S–1048; S1030
–12	N/A	N/A
–25	/42; /86; /225	S–1017; S–1048; S–1206

UNLESS OTHERWISE SPECIFIED DIMENSIONS ARE INCHES. METRIC DIMENSIONS ARE IN BRACKETS.

DECIMAL TOLERANCES
.XXX ± 0.005 [0.13 mm]
.XX ± 0.01 [0.25 mm]
.X ± 0.1 [0.50 mm]

ANGLE TOLERANCE
.X ± 1 DEG.

TYCO ELECTRONICS RESERVES THE RIGHT TO AMEND THIS DRAWING AT ANY TIME. USERS SHOULD EVALUATE THE SUITABILITY OF THE PRODUCT FOR THEIR APPLICATION.

REVISED UNGUYEN
APPROVED DHURRELL
THIRD ANGLE PROJECTION

Tyco Electronics
Raychem Molded Parts
305 Constitution Dr
Menlo Park, CA 94025

TITLE BOOT, STRAIGHT

SIZE	CODE IDENT. NO.	DWG. NO.
B	06090	202A111–X–G07

© 1997-2010 Tyco Electronics Corporation. All rights reserved.

DO NOT SCALE THIS DRAWING

SHEET 1 OF 1