



HIGH VOLTAGE SILICON RECTIFIER

VOLTAGE RANGE 2500 to 5000 Volts CURRENT 0.2 Ampere

FEATURES

- * Low cost
- * Low leakage
- * Low forward voltage drop
- * High current capability

MECHANICAL DATA

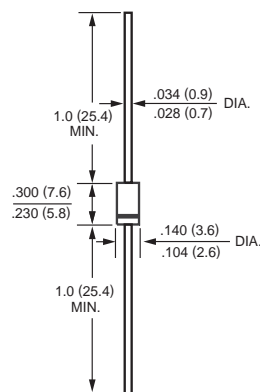
- * Case: Molded plastic
- * Epoxy: Device has UL flammability classification 94V-0
- * Lead: MIL-STD-202E method 208C guaranteed
- * Mounting position: Any
- * Weight: 0.35 gram

MAXIMUM RATINGS AND ELECTRICAL CHARACTERISTICS

Ratings at 25 °C ambient temperature unless otherwise specified.
Single phase, half wave, 60 Hz, resistive or inductive load.
For capacitive load, derate current by 20%.



DO-15



Dimensions in inches and (millimeters)

MAXIMUM RATINGS (At TA = 25°C unless otherwise noted)

RATINGS	SYMBOL	R2500	R3000	R4000	R5000	UNITS
Maximum Recurrent Peak Reverse Voltage	V _{RRM}	2500	3000	4000	5000	Volts
Maximum RMS Volts	V _{RMS}	1750	2100	2800	3500	Volts
Maximum DC Blocking Voltage	V _{DC}	2500	3000	4000	5000	Volts
Maximum Average Forward Rectified Current at T _A = 50°C	I _O	200				mAmps
Peak Forward Surge Current, 8.3 ms single half sine-wave superimposed on rated load (JEDEC method)	I _{FSM}	30				Amps
Typical Thermal Resistance	R _{θJA}	65				°C/W
	R _{θJL}	30				
Typical Junction Capacitance (Note)	C _J	30				pF
Operating and Storage Temperature Range	T _J , T _{STG}	-55 to + 150				°C

ELECTRICAL CHARACTERISTICS (At TA = 25°C unless otherwise noted)

CHARACTERISTICS		SYMBOL	R2500	R3000	R4000	R5000	UNITS
Maximum Instantaneous Forward Voltage at 0.2A DC		V _F	3.0	4.0	5.0		Volts
Maximum DC Reverse Current	@T _A = 25°C	I _R	5.0				uAmps
at Rated DC Blocking Voltage	@T _A = 100°C		50				
Maximum Full Load Reverse Current Average, Full Cycle .375". (9.5mm) lead length at T _L = 75°C				30			

- NOTES :
1. Measured at 1 MHz and applied reverse voltage of 4.0 volts.
 2. "Fully ROHS compliant", "100% Sn plating (Pb-free)".
 3. Available in Halogen-free epoxy by adding suffix -HF after the part nbr.

RATING AND CHARACTERISTIC CURVES (R2500 THRU R5000)

FIG. 1 - TYPICAL FORWARD CURRENT DERATING CURVE

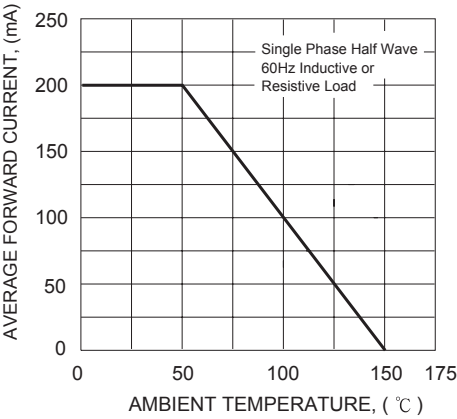


FIG. 2 - MAXIMUM NON-REPETITIVE FORWARD SURGE CURRENT

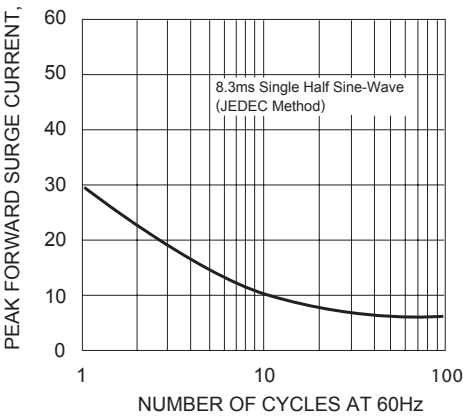
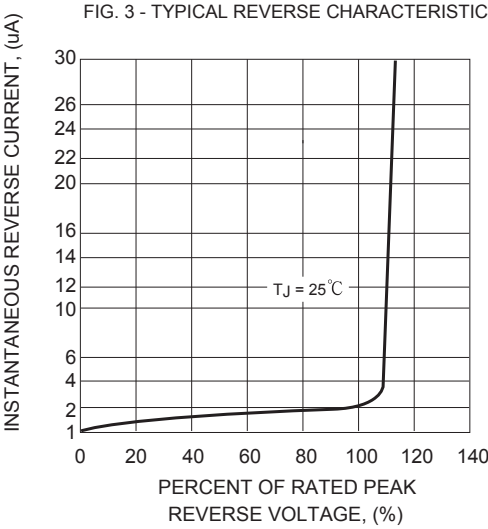
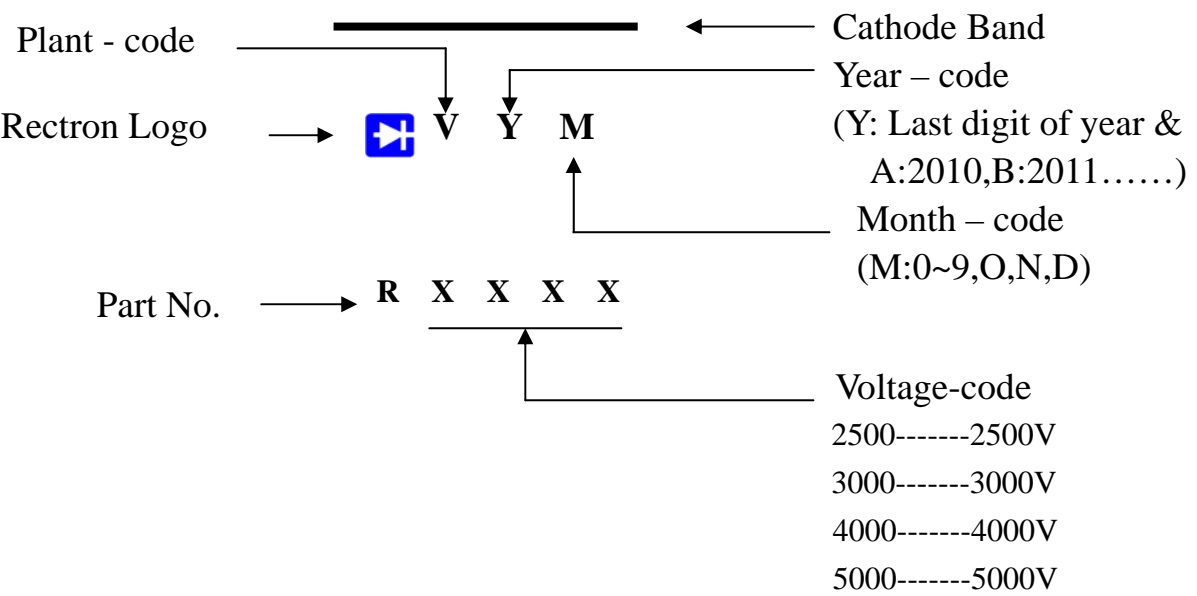


FIG. 3 - TYPICAL REVERSE CHARACTERISTICS



Marking Description



PACKAGING OF DIODE AND BRIDGE RECTIFIERS

BULK PACK

PACKAGE	PACKING CODE	EA PER BOX	INNER BOX SIZE (mm)	CARTON SIZE (mm)	EA PER CARTON	GROSS WEIGHT(Kg)
DO-15	-B	500	194*84*21	450*220*255	25,000	12.74

REEL PACK

PACKAGE	PACKING CODE	EA PER REEL	COMPONENT SPACE(mm)	TAPE SPACE (mm)	REEL DIA (mm)	CARTON SIZE (mm)	EA PER CARTON	GROSS WEIGHT(Kg)
DO-15	-T	4,000	5.0	52	330	355*350*335	16,000	10.05

AMMO PACK

PACKAGE	PACKING CODE	REEL (EA)	COMPONENT SPACE(mm)	TAPE SPACE (mm)	BOX SIZE (mm)	CARTON SIZE(mm)	CARTON (EA)	GROSS WEIGHT (Kg)
DO-15	-F	1,500	5.0	52	255*73*100	400*268*225	15,000	8.8

DISCLAIMER NOTICE

Rectron Inc reserves the right to make changes without notice to any product specification herein, to make corrections, modifications, enhancements or other changes. Rectron Inc or anyone on its behalf assumes no responsibility or liability for any errors or inaccuracies. Data sheet specifications and its information contained are intended to provide a product description only. "Typical" parameters which may be included on RECTRON data sheets and/ or specifications can and do vary in different applications and actual performance may vary over time. Rectron Inc does not assume any liability arising out of the application or use of any product or circuit.

Rectron products are not designed, intended or authorized for use in medical, life-saving implant or other applications intended for life-sustaining or other related applications where a failure or malfunction of component or circuitry may directly or indirectly cause injury or threaten a life without expressed written approval of Rectron Inc. Customers using or selling Rectron components for use in such applications do so at their own risk and shall agree to fully indemnify Rectron Inc and its subsidiaries harmless against all claims, damages and expenditures.