



Main

Range of product	OsiSense XS
Series name	Application, high performance
Sensor type	Inductive proximity sensor
Device application	Factor 1 (Fe/Nfe) Welding machine
Sensor name	XS9
Sensor design	Form 40 x 40 x 70
Size	70 mm
Body type	Fixed
Detector flush mounting acceptance	Flush mountable
Material	Plastic
Enclosure material	PBT
Type of output signal	Discrete
Wiring technique	3-wire
[Sn] nominal sensing distance	0.79 in (20 mm)
Discrete output function	1 NO + 1 NC
Output circuit type	DC
Discrete output type	NPN
Electrical connection	4 pins M12 male connector
[Us] rated supply voltage	12...24 V DC with reverse polarity protection
Switching capacity in mA	<= 200 mA with overload and short-circuit protection
IP degree of protection	IP65 conforming to IEC 60529 IP67 conforming to IEC 60529 IP69K conforming to DIN 40050

Complementary

Detection face	5 positions turret head
Front material	PBT
Operating zone	0...0.63 in (0...16 mm)
Differential travel	3...15% of Sr
Repeat accuracy	<= 3% of Sr
Electromagnetic compatibility	Immunity to magnetic fields at 250 mT
Status LED	1 LED green supply on 1 LED yellow output state
Supply voltage limits	10...36 V DC
Switching frequency	<= 250 Hz
Voltage drop	<= 2 V at closed state
Current consumption	0...30 mA at no-load
Delay first up	<= 15 ms
Delay response	<= 2.5 ms
Delay recovery	<= 2.5 ms
Marking	CE
Height	1.57 in (40 mm)
Length	1.57 in (40 mm)
Width	2.76 in (70 mm)
Product weight	0.33 lb(US) (0.149 kg)

The information provided in this documentation contains general descriptions and/or technical characteristics of the performance of the products contained herein. This documentation is not intended as a substitute for and is not to be used for determining suitability or reliability of these products for specific user applications. It is the duty of any such user or integrator to perform the appropriate and complete risk analysis, evaluation and testing of the products with respect to the relevant specific application or use thereof. Neither Schneider Electric Industries SAS nor any of its affiliates or subsidiaries shall be responsible or liable for misuse of the information contained herein.

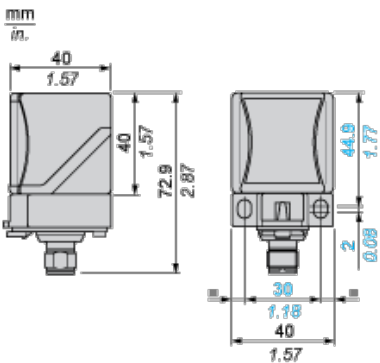
Environment

product certifications	CCC CSA UL
ambient air temperature for operation	-13...158 °F (-25...70 °C)
ambient air temperature for storage	-40...185 °F (-40...85 °C)
vibration resistance	25 gn amplitude = +/- 2 mm (f = 10...55 Hz) conforming to IEC 60068-2-6
shock resistance	50 gn 11 ms conforming to EN 60068-2-27

Offer Sustainability

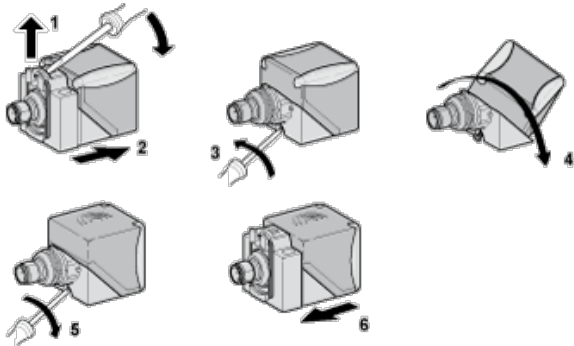
Green Premium product	Green Premium product
Compliant - since 1336 - Schneider Electric declaration of conformity	Compliant - since 1336 - Schneider Electric declaration of conformity
Reference not containing SVHC above the threshold	Reference not containing SVHC above the threshold
Available	Available
Need no specific recycling operations	Need no specific recycling operations
WARNING: This product can expose you to chemicals including:	WARNING: This product can expose you to chemicals including:
Diisononyl phthalate (DINP), which is known to the State of California to cause cancer, and	Diisononyl phthalate (DINP), which is known to the State of California to cause cancer, and
Di-isodecyl phthalate (DIDP), which is known to the State of California to cause birth defects or other reproductive harm.	Di-isodecyl phthalate (DIDP), which is known to the State of California to cause birth defects or other reproductive harm.
For more information go to www.p65warnings.ca.gov	For more information go to www.p65warnings.ca.gov

Dimensions



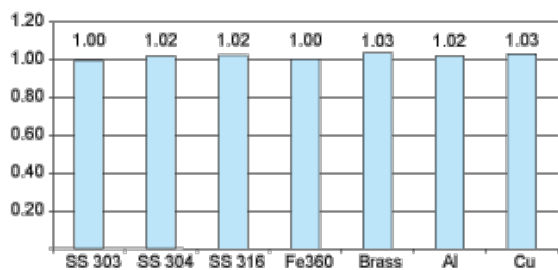
Mounting

Head Positions



Setting-up

Sensing Distance Correction Factor



SS : Stainless steel

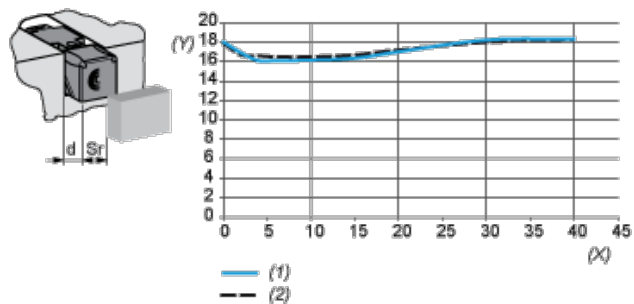
Fe : Steel

Al : Aluminium

Cu : Copper

Setting-up

Operating Distance (According to the Sensor's Level of Flush Mounting)



(y) Sensing distance (Sr) mm

(x) Sensing face/frame distance (d) mm

(1) Flush mounted in aluminium

(2) Flush mounted in Fe360

Wiring Schemes

4-Wire DC

