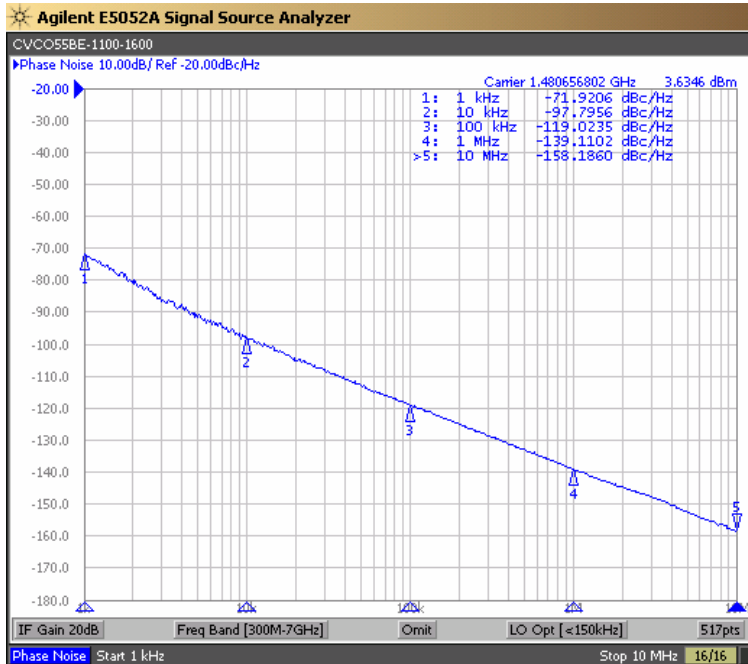


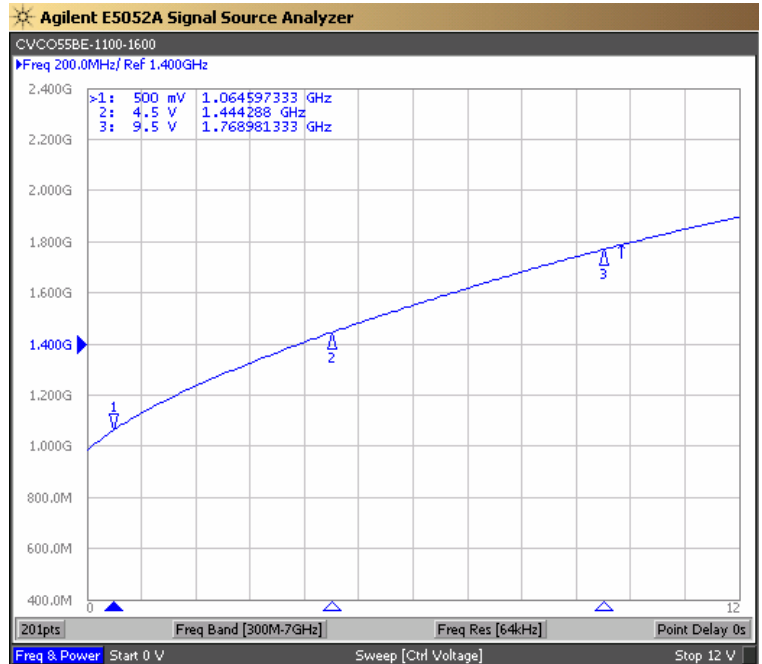


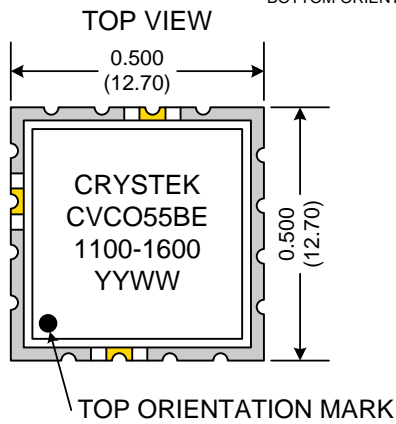
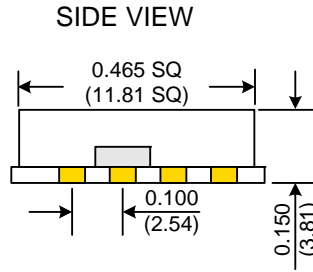
PERFORMANCE SPECIFICATION	MIN	TYP	MAX	UNITS
Lower Frequency:			1100	MHz
Upper Frequency:	1600			MHz
Tuning Voltage:	0.5		9.5	VDC
Supply Voltage:	9.5	10.0	10.5	VDC
Output Power:	+2.0	+4.0	+6.0	dBm
Supply Current:		25	35	mA
Harmonic Suppression (2 nd Harmonic):		-10	-5	dBc
Pushing:		0.5	2.0	MHz/V
Pulling, all Phases:		8.5	12.0	MHz pk-pk
Tuning Sensitivity:		56		MHz/V
Phase Noise @ 10kHz offset:		-100	-97	dBc/Hz
Phase Noise @ 100kHz offset:		-122	-119	dBc/Hz
Load Impedance:		50		Ω
Input Capacitance:			50	pF
Operating Temperature Range:	-40		+85	$^{\circ}$ C
Storage Temperature Range:	-45		+90	$^{\circ}$ C

Phase Noise (1 Hz BW, Typical)



Tuning Curve (Typical)





Pad	Connection
2	Vt
10	RF-OUTPUT
14	Vcc
Others	GROUND

- Unless otherwise specified, Dimensions are in: $\frac{IN}{(mm)}$
- Pad Location Dimensions are in: Inches

TAPE AND REEL



Drawing not to scale

Product Control:

Crystek Part Number:	CVCO55BE-1100-1600	Release Date:	10-Jan-2013
Revision Level:	F	Responsible:	C. Vales

Specification is subject to change without notice